

Integrate R2 Spec Sheet

January 2025

Version 2.21

Casegoods

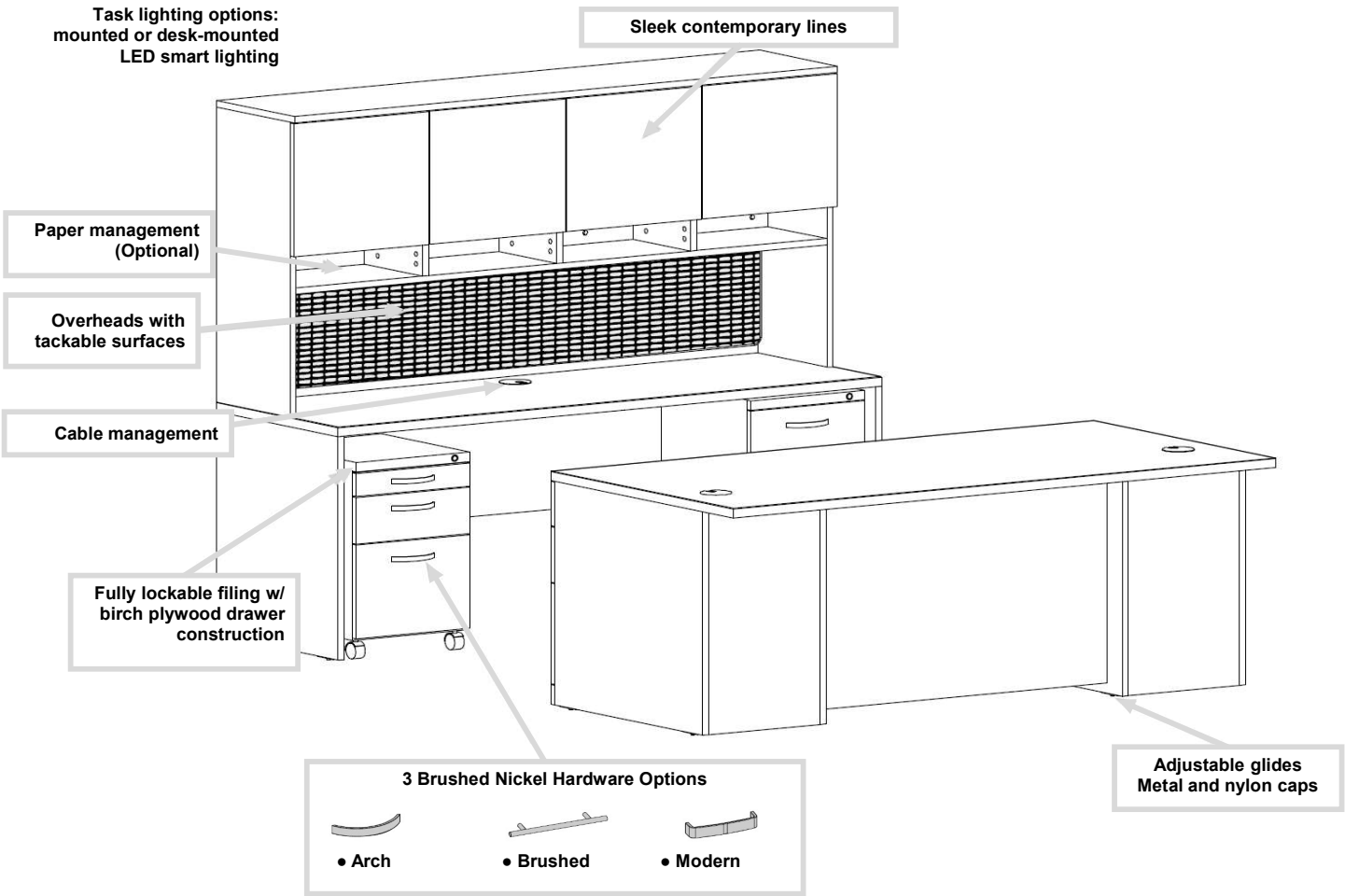
High-Pressure Laminate



With an upscaled design tailored to create distinctive, functional work environments, Integrate offers you a myriad of choices to help you create a truly custom look.

Integrate's distinctive design maximizes its flexibility.

A thin profile and fewer parts give this line a clean and modern aesthetic.



Standard Features:

- 32 mm construction
- Durable high-pressure laminate
- Cam lock construction for flexible replacement and field reconfiguration
- Soft-close hinges
- Full extension drawers
- Knocked-down components available (Not Available on all Products)
- Meets or exceeds BIFMA commercial office standards

INTEGRATE R2 Overview

Integrate offers contract grade quality and durability all priced to fit your budget. Complementary, coordinating or contrasting color schemes, choices of hardware, and built-in flexibility make Integrate an excellent choice for any office setting.

Extensive ergonomic seating solutions are also available to compliment this offering to complete one cohesive look.

With one of the best warranties in the industry, we stand behind everything we build.

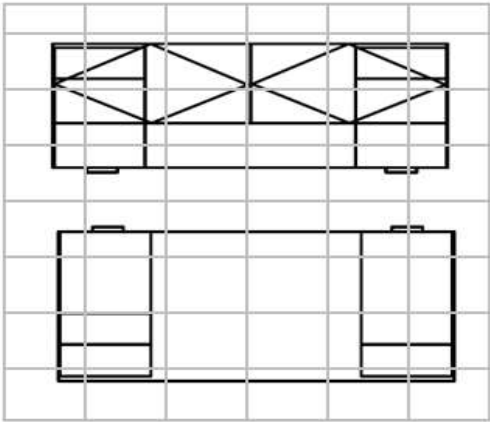
Integrate proves you really can have it all!



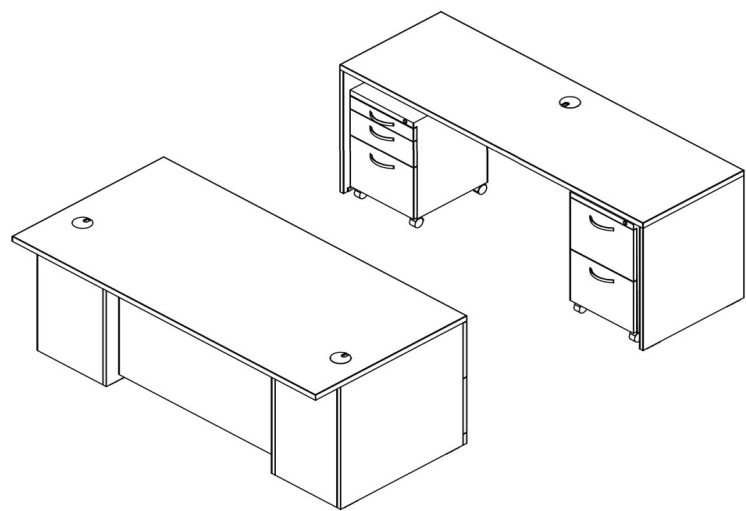
This Price List Contains:

- Overview
- Ensembles
- Standard Offering
- Accessories

Planview Layout: Each Grid Square = 1 Foot



1000 Series Ensemble



Integrate Ensembles streamline the space planning process by offering ready-made furniture combinations that meet all the potential needs of the modern office

Workspace
48 square feet
Total Price
\$
Product Number
IRE1000

INTEGRATE R2 Product Features

- One 72" x 36" Double-Pedestal Desk
- One 72" x 24" Shell Credenza w/ Half Modesty Panel
- One Silver 16" File-File Mobile Pedestal
- One Silver 16" Pencil-Letter-File Mobile Pedestal
- Laminate surfaces with matching edge and base (Available in 3 Finish Options)
- Brushed Nickel Arch Hardware

Configuration

Product	Top Laminate (Choose One)		
IRE1000			
	BT Biltmore Cherry	NM Noble Mahogany	SU Studio Teak

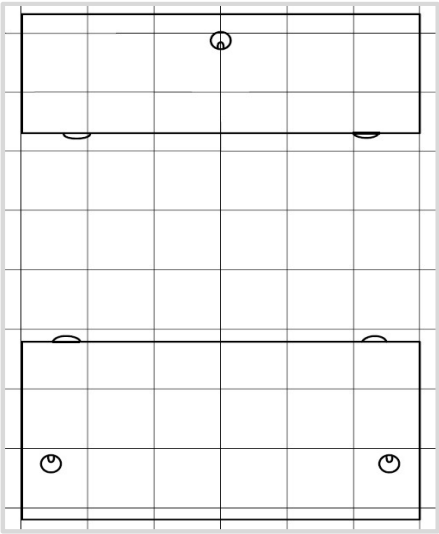


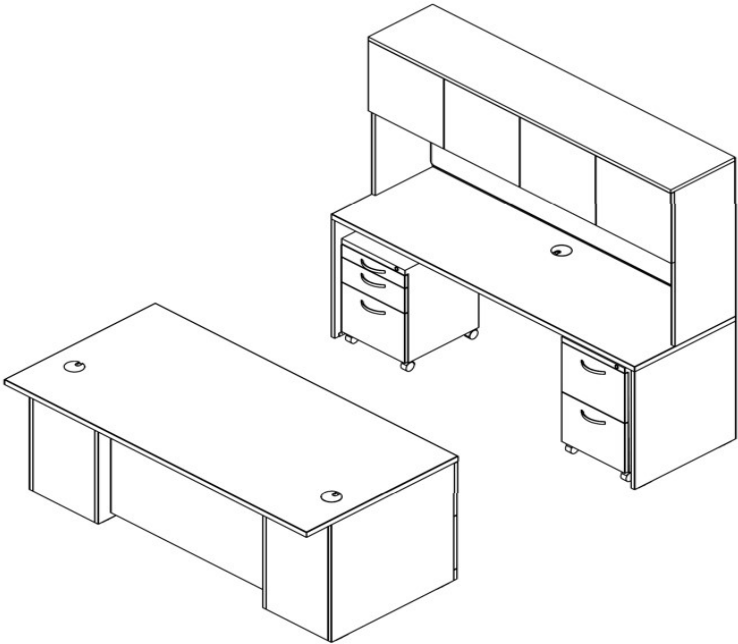
How to Order

Select the product number and then add the codes for the desired configuration. For Example:	
Product	IRE1000
Laminate Choice	BT
Product Order Code	
IRE1000BT	

Note: Please do not add spaces to Ensemble ordering codes

Planview Layout: Each Grid Square = 1 Foot





Integrate Ensembles streamline the space planning process by offering ready-made furniture combinations that meet all the potential needs of the modern office

Workspace
48 square feet
Total Price
\$
Product Number
IRE2000

- One 72" x 36" Double-Pedestal Desk
- One 72" x 24" Shell Credenza w/ Half Modesty Panel
- One 72" Overhead, Closed Full Back, w/ Solid Doors
- One 44" Under-Cabinet LED Light w/ Dimmer
- One 70" Tackboard w/ FAB3305 (Gridline Parchment)
- One Silver 16" File-File Mobile Pedestal
- One Silver 16" Pencil-Letter-File Mobile Pedestal
- Laminate surfaces with matching edge and base (Available in 3 Finish Options)
- Brushed Nickel Arch Hardware

Configuration

Product	Top Laminate (Choose One)		
IRE2000			
	BT Biltmore Cherry	NM Noble Mahogany	SU Studio Teak

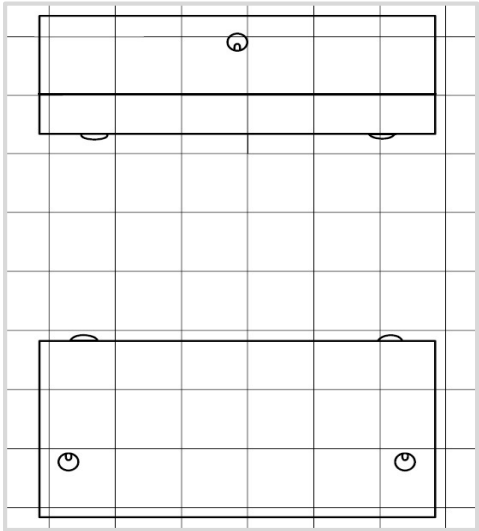


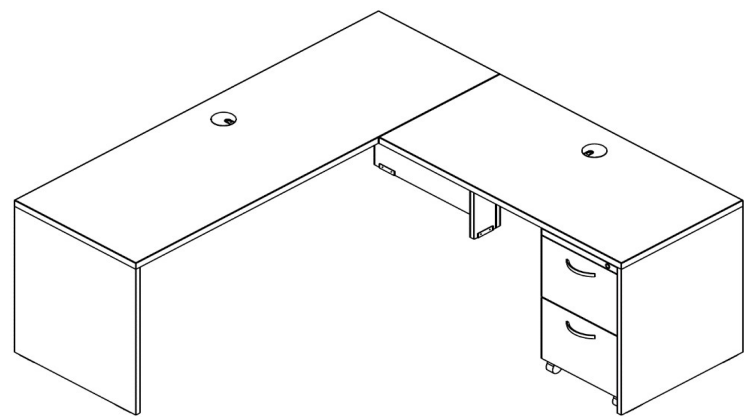
How to Order

Select the product number and then add the codes for the desired configuration. For Example:	
Product	IRE2000
Laminate Choice	BT
Product Order Code	
IRE2000BT	

Note: Please do not add spaces to Ensemble ordering codes

Planview Layout: Each Grid Square = 1 Foot

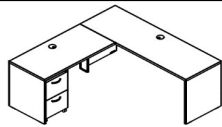
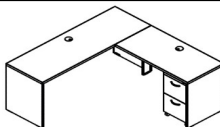








Integrate Ensembles streamline the space planning process by offering ready-made furniture combinations that meet all the potential needs of the modern office

Workspace
36 square feet
Total Price
\$
Product Number
IRE3000

- One 72" x 24" Shell Credenza w/ Half Modesty Panel
- One 48" x 24" Shell Credenza w/ Half Modesty Panel
- One Silver 16" Mobile Pedestal (see options below)
- Laminate surfaces with matching edge and base (Available in 3 Finish Options)
- Brushed Nickel Arch Hardware

Configuration						
Product	Ensemble Configuration		Pedestal Style		Top Laminate (Choose One)	
IRE3000						
	L Left Configuration	R Right Configuration	1 Two File Drawers	2 Pencil, Box, File	BT Biltmore Cherry	NM Noble Mahogany
					SU Studio Teak	



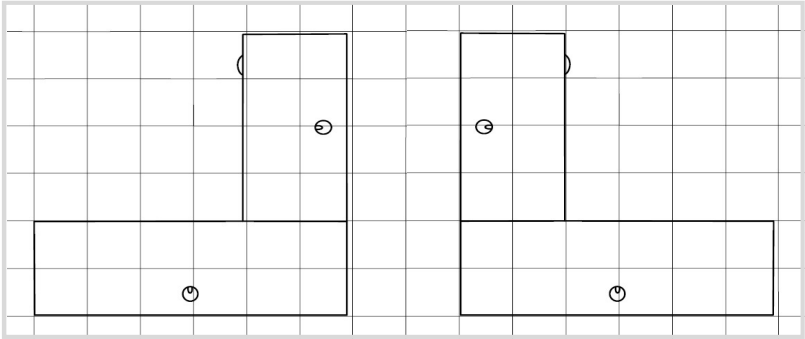
How to Order

Select the product number and then add the codes for the desired configuration.
For Example:

Product	IRE3000
Ensemble Configuration	L
Pedestal Style	1
Laminate Choice	BT
Product Order Code	
IRE3000L1BT	

Note: Please do not add spaces to Ensemble ordering codes

Planview Layout: Each Grid Square = 1 Foot

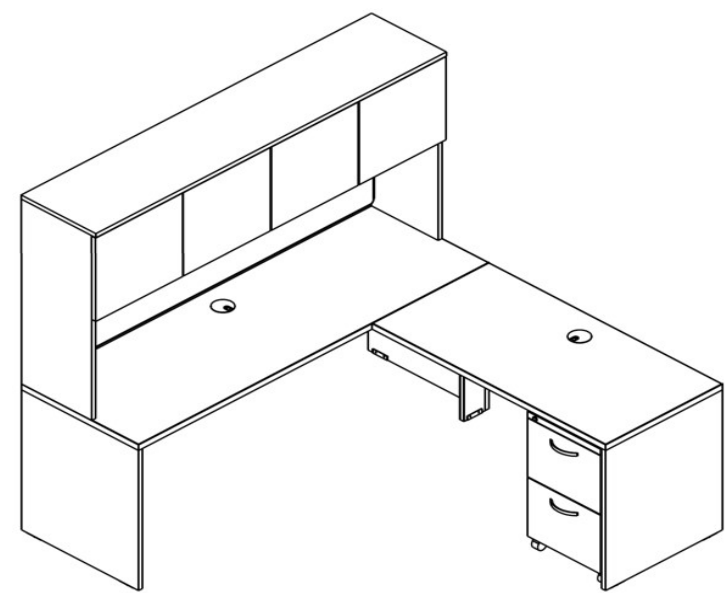


Left Configuration

Right Configuration

4000 Series Ensemble

INTEGRATE R2 Product Features

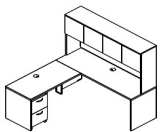
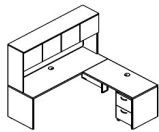








Integrate Ensembles streamline the space planning process by offering ready-made furniture combinations that meet all the potential needs of the modern office

Workspace
36 square feet
Total Price
\$
Product Number
IRE4000

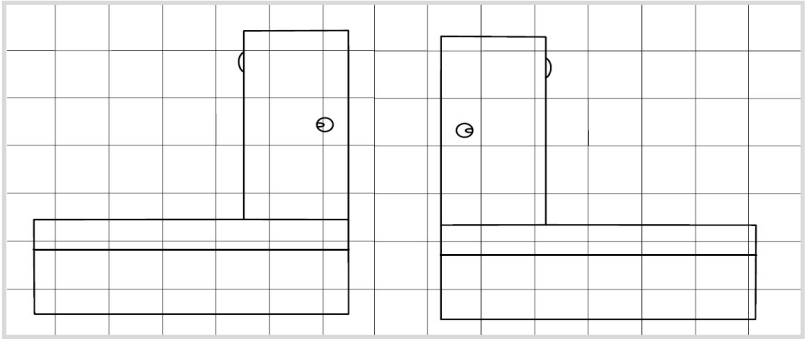
- One 72" x 24" Shell Credenza w/ Half Modesty Panel
- One 48" x 24" Shell Credenza w/ Half Modesty Panel
- One 72" Overhead, Closed Full Back, w/ Solid Doors
- One 44" Under-Cabinet LED Light w/Dimmer
- One 70" Tackboard w/ FAB3305 (Gridline Parchment)
- One Silver 16" Mobile Pedestal (see options below)
- Brushed Nickel Arch Hardware

Configuration

Product	Ensemble Configuration		Pedestal Style		Top Laminate with Matching Edge and Base (Choose One)			
IRE4000								
	L Left Configuration	R Right Configuration	1 Two File Drawers	2 Pencil, Box, File	BK Buka Bark	BT Biltmore Cherry	NM Noble Mahogany	SU Studio Teak

Buka Bark (BK) only available with Pedestal Style 1

Planview Layout: Each Grid Square = 1 Foot



Left Configuration

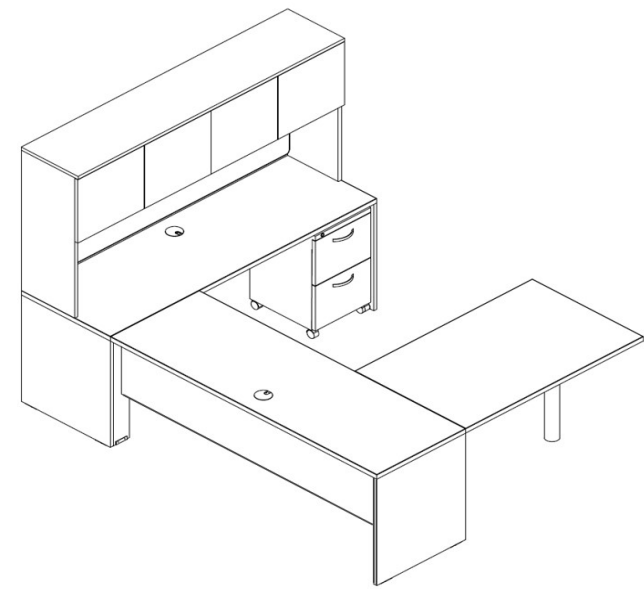
Right Configuration

How to Order

Select the product number and then add the codes for the desired configuration.
For Example:

Product	IRE4000
Ensemble Configuration	L
Pedestal Style	1
Laminate Choice	SU
Product Order Code	
IRE4000L1SU	

Note: Please do not add spaces to Ensemble ordering codes

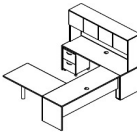
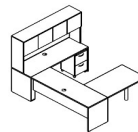







Integrate Ensembles streamline the space planning process by offering ready-made furniture combinations that meet all the potential needs of the modern office

Workspace
48 square feet
Total Price
\$
Product Number
IRE5000

- One 72" x 24" Shell Credenza w/ Half Modesty Panel
- One 72" Extension w/ Half Modesty Panel
- One 48" Conference End w/ Peninsula Leg
- One 72" Overhead, Closed Full Back, w/ Solid Doors
- One 44" Under-Cabinet LED Light w/Dimmer
- One 70" Tackboard w/ FAB3305 (Gridline Parchment)
- One Silver 16" Mobile Pedestal (see options below)
- Laminate surfaces with matching edge and base (Available in 3 Finish Options)
- Brushed Nickel Arch Hardware

Configuration

Product	Ensemble Configuration		Pedestal Style		Top Laminate (Choose One)		
IRE5000	 L Left Configuration	 R Right Configuration	 1 Two File Drawers	 2 Pencil, Box, File	 BT Biltmore Cherry	 NM Noble Mahogany	 SU Studio Teak



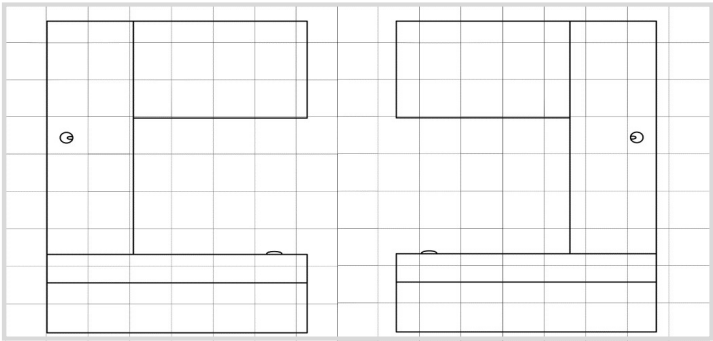
How to Order

Select the product number and then add the codes for the desired configuration.
For Example:

Product	IRE5000
Ensemble Configuration	L
Pedestal Style	1
Laminate Choice	SU
Product Order Code	
IRE5000L1SU	

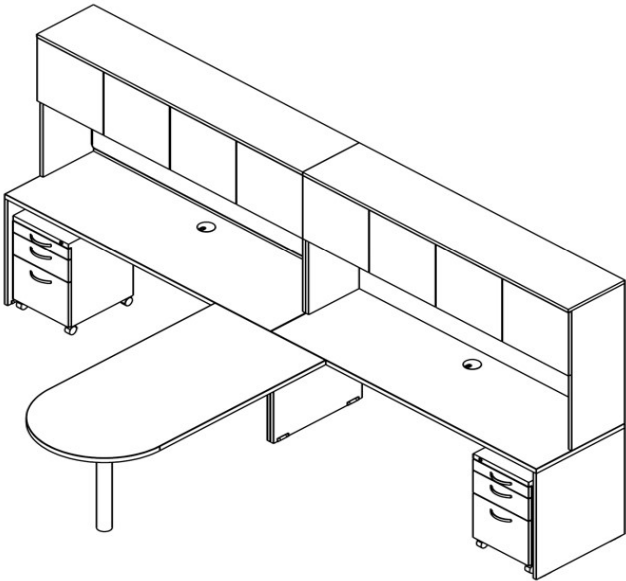
Note: Please do not add spaces to Ensemble ordering codes

Planview Layout: Each Grid Square = 1 Foot



Left Configuration

Right Configuration










Integrate Ensembles streamline the space planning process by offering ready-made furniture combinations that meet all the potential needs of the modern office

Workspace
84 square feet
Total Price
\$
Product Number
IRE6100

- Two 72" x 24" Shell Credenza w/ Half Modesty Panel
- One 60" Conference "D" End w/ Peninsula Leg
- Two 72" Overhead, Closed Full Back, w/ Solid Doors
- Two 44" Under-Cabinet LED Light w/ Dimmer
- One 70" Tackboard w/ FAB3305 (Gridline Parchment)
- Two Silver 16" Pencil-Letter-File Mobile Pedestal
- Brushed Nickel Arch Hardware

Configuration

Product	Top Laminate with Matching Edge and Base (Choose One)						
IRE6100							
	BT Biltmore Cherry	CI Colombian Walnut	HM Harvest Maple	NM Noble Mahogany	RS Fashion Grey	SK Shaker Cherry	SU Studio Teak

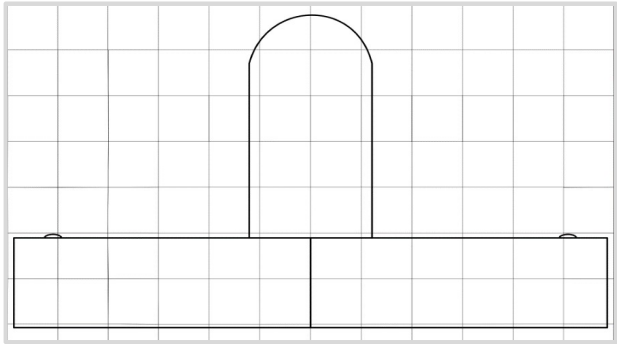


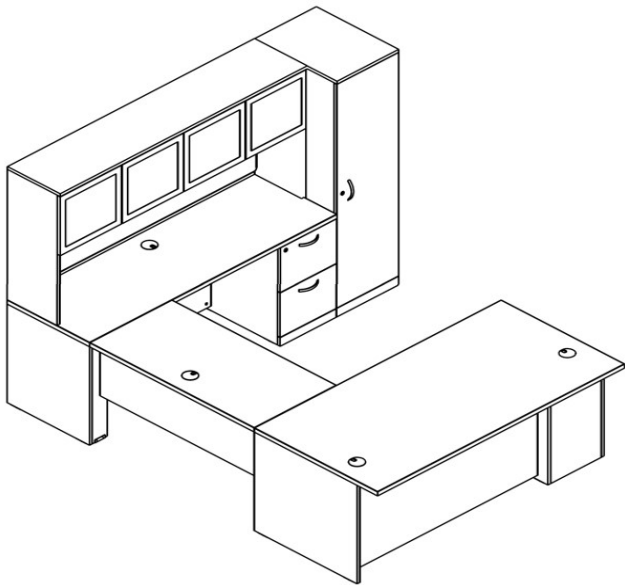
How to Order

Select the product number and then add the codes for the desired configuration. For Example:	
Product	IRE6100
Laminate Choice	SU
Product Order Code	
IRE6100SU	

Note: Please do not add spaces to Ensemble ordering codes

Planview Layout: Each Grid Square = 1 Foot



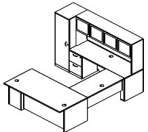
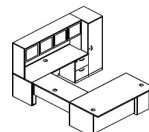









Integrate Ensembles streamline the space planning process by offering ready-made furniture combinations that meet all the potential needs of the modern office

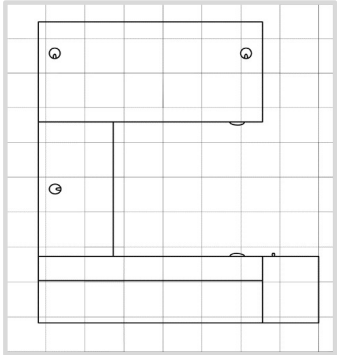
Workspace
82 square feet
Total Price
\$
Product Number
IRE6200

- One 72" Single File-File Pedestal Credenza w/ Full Modesty Panel
- One 65.5" Wardrobe (Includes 1 shelf & closet rod)
- One 72" Single Pencil-Letter-File Pedestal Desk
- One 48" U-Unit Bridge w/ Half Modesty Panel
- One 72" Overhead, Closed Full Back, w/ Frosted Glass Doors
- One 44" Under-Cabinet LED Light w/ Dimmer
- One 70" Tackboard w/ FAB3305 (Gridline Parchment)
- Brushed Nickel Arch Hardware

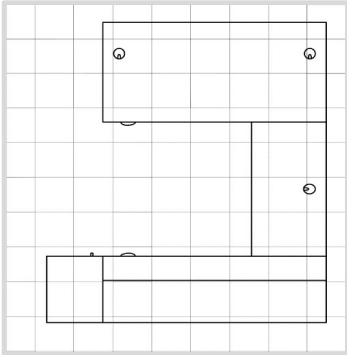
Configuration

Product	Ensemble Configuration		Top Laminate with Matching Edge and Base (Choose One)								
IRE6200											
	L Left Configuration	R Right Configuration	BT Biltmore Cherry	CI Colombian Walnut	HM Harvest Maple	NM Noble Mahogany	RS Fashion Grey	SK Shaker Cherry	SU Studio Teak		

Planview Layout: Each Grid Square = 1 Foot



Left Configuration



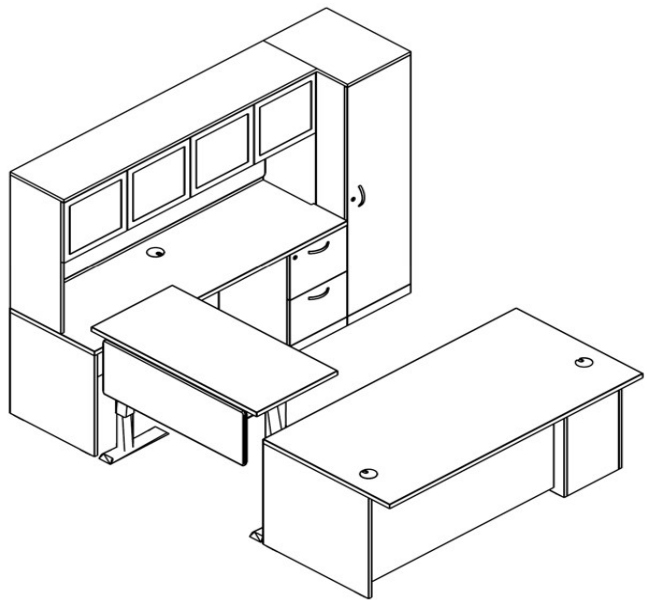
Right Configuration

How to Order

Select the product number and then add the codes for the desired configuration.
For Example:

Product	IRE6200
Ensemble Configuration	L
Laminate Choice	SU
Product Order Code	
IRE6200LSU	

Note: Please do not add spaces to Ensemble ordering codes

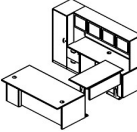
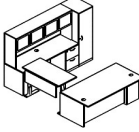









Integrate Ensembles streamline the space planning process by offering ready-made furniture combinations that meet all the potential needs of the modern office

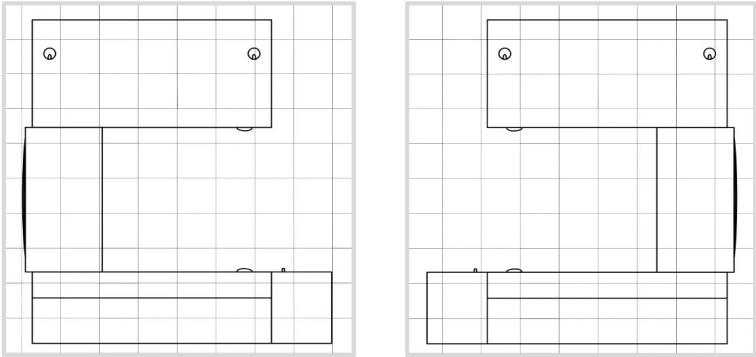
Workspace
82 square feet
Total Price
\$
Product Number
IRE6300

- One 72" Single File-File Pedestal Credenza w/ Full Modesty Panel
- One 65.5" Wardrobe (Includes 1 shelf & closet rod)
- One 72" Single Pencil-Letter-File Pedestal Desk
- One 47" Manual Float Table
- One 72" Overhead, Closed Full Back, w/ Frosted Glass Doors
- One 44" Under-Cabinet LED Light w/ Dimmer
- One 70" Tackboard w/ FAB3305 (Gridline Parchment)
- One 15x40" Acrylic Panel Assembly
- One 24" NeatTech Cable Management
- Brushed Nickel Arch Hardware

Configuration

Product	Ensemble Configuration		Top Laminate with Matching Edge and Base (Choose One)								
IRE6300											
	L Left Configuration	R Right Configuration	BT Biltmore Cherry	CI Colombian Walnut	HM Harvest Maple	NM Noble Mahogany	RS Fashion Grey	SK Shaker Cherry	SU Studio Teak		

Planview Layout: Each Grid Square = 1 Foot



Left Configuration

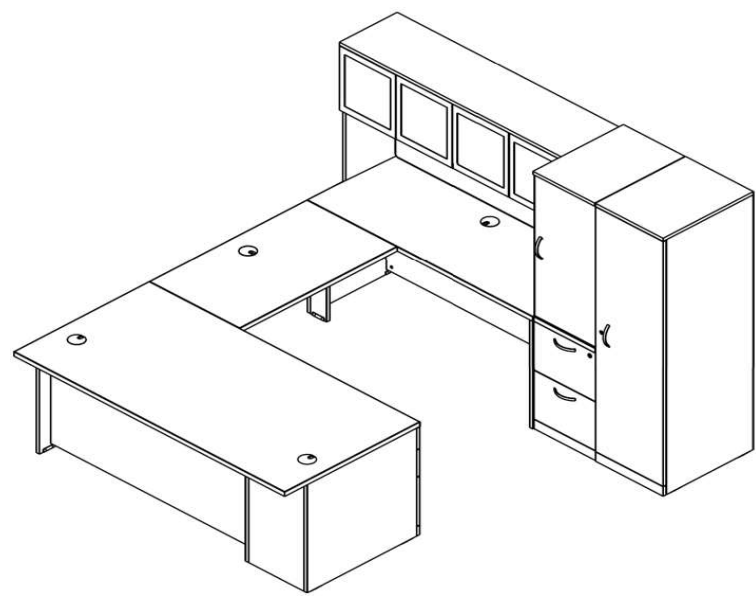
Right Configuration

How to Order

Select the product number and then add the codes for the desired configuration. For Example:

Product	IRE6300
Ensemble Configuration	R
Laminate Choice	SU
Product Order Code	
IRE6300RSU	

Note: Please do not add spaces to Ensemble ordering codes

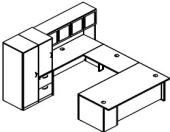
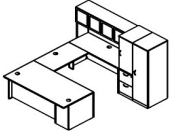









Integrate Ensembles streamline the space planning process by offering ready-made furniture combinations that meet all the potential needs of the modern office

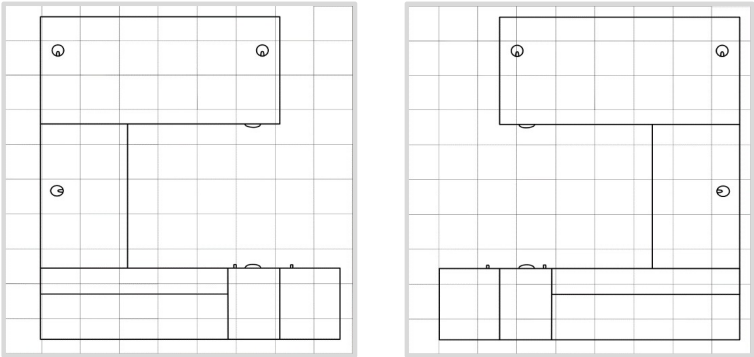
Workspace
82 square feet
Total Price
\$
Product Number
IRE6400

- One 60" Shell Credenza w/ Full Modesty Panel
- One 65.5" Wardrobe (Includes 1 shelf & closet rod)
- One 72" Single Pencil-Letter-File Pedestal Desk
- One Silver 18" Work Surface Supporting File-File Mobile Pedestal
- One Work Surface, 16" x 24" (for use with 18" Pedestal)
- One 16" Upper Shelving Unit, Closed
- One 42" U-Unit Bridge w/ Half Modesty Panel
- One 60" Overhead, Closed Full Back, w/ Frosted Glass Doors
- One 31" Under-Cabinet LED Light w/ Dimmer
- One 58" Tackboard w/ FAB3305 (Gridline Parchment)
- Brushed Nickel Arch Hardware

Configuration

Product	Ensemble Configuration		Top Laminate with Matching Edge and Base (Choose One)								
IRE6400											
	L Left Configuration	R Right Configuration	BT Biltmore Cherry	CI Colombian Walnut	HM Harvest Maple	NM Noble Mahogany	RS Fashion Grey	SK Shaker Cherry	SU Studio Teak		

Planview Layout: Each Grid Square = 1 Foot



Left Configuration

Right Configuration

How to Order

Select the product number and then add the codes for the desired configuration.
For Example:

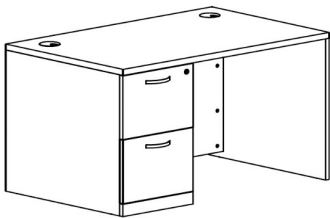
Product	IRE6400
Ensemble Configuration	R
Laminate Choice	SU
Product Order Code	
IRE6400RSU	

Note: Please do not add spaces to Ensemble ordering codes

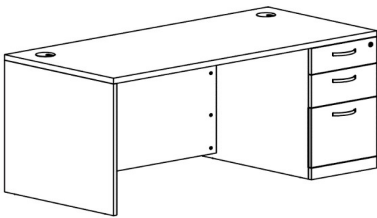
Desks • Single Pedestal

INTEGRATE R2 Product Features

Two File Drawer Pedestal on Left (L1)



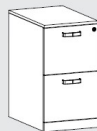

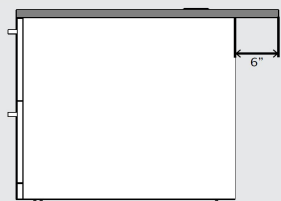
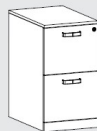


Pencil, Box File Pedestal on Right (R2)



Product Number	Description	Price	Product Specifications			
			Overall Dimensions			Weight
IR48DKSP	48" Single Pedestal Desk	\$	W	D	H	LB
IR60DKSP	60" Single Pedestal Desk	\$	48"	30"	29"	240
IR66DKSP	66" Single Pedestal Desk	\$	60"	30"	29"	300
IR72DKSP	72" Single Pedestal Desk	\$	66"	30"	29"	330
IR7236DKSP	72" Single Pedestal Desk w/ Overhang (see below)	\$	72"	30"	29"	360
			72"	36"	29"	360

- Field replaceable components
- Matching and contrasting finishes
- Wire/ cable management
- Lockable storage components
- Easy access leveling
- Nylon-capped leveling glides
- 32mm fabrication system ensures precision construction and assembly
- Durable, high-pressure laminate
- Freestanding modular components
- Metal hardware & leveling hinges
- Birch plywood drawer construction
- Engineered wood substrate (1-1/8" work surfaces, 3/4" vertical panels and 3/4" tops on freestanding components)
- Pedestal drawers have central locking mechanism
- Modesty is recessed 3" which accommodates clamp mount monitor arm

Configuration

Product	Top Laminate	Top Trim Edge Band	Base Laminate	Pedestal Position	Pedestal Style	Pull Style	Top Overhang on IR7236DKSP			
IR48DKSP	You must make one selection for each category. For matching Laminates, choose the same laminate code three times. For a Complete List of Laminates, see pp. 58-60			Ⓐ Left						
IR60DKSP				Ⓑ Right						
IR66DKSP										
IR72DKSP										
IR7236DKSP										
					① Two File Drawers	Brushed Nickel Arch				
					② Pencil, Box, File	Brushed Nickel Bar				
						Brushed Nickel Modern				

How to Order

Select the product number and then add the codes for the desired configuration. For Example:

Product	IR66DKSP
Top Laminate	AB
Top Trim Edge Band	AG
Base Laminate	BT
Pedestal Position	L
Pedestal Style	1
Pull Style	BN1
Product Order Code	
IR66DKSP AB AG BT L 1 BN1	

Core Laminates (Available for Top, Top Trim Edge Band, and Base Laminate selections)

Laminate Name	Code	Laminate Name	Code	Laminate Name	Code	Laminate Name	Code
Black	AG	Neutral White	FG	Grey Elm	GL	Sterling Ash	SA
Fog	AJ	Graystone	FH	Landmarkwood	LW	Shaker Cherry	SK
Beigewood	BG	Mouse	FM	Noble Mahogany	NM	Studio Teak	SU
Biltmore Cherry	BT	Graphite	FN	Pennsylvania Cherry	PC	White-Barn	WH
Dove Grey	DD	Designer White	FP	Fashion Grey	RS	White Twill	WT



Desks • Double Pedestal

Two File Drawer Pedestal
on Left (L1) & Right (R1)



Pencil, Box, File Pedestal on Left
(L2) & Two File Drawer on Right (R1)










Product Number	Description	Price	Product Specifications			
			Overall Dimensions			Weight
IR60DKDP	60" Double Pedestal Desk	\$	W	D	H	LB
IR66DKDP	66" Double Pedestal Desk	\$	60"	30"	29"	255
IR72DKDP	72" Double Pedestal Desk	\$	66"	30"	29"	285
IR7236DKDP	72" Double Pedestal Desk w/ Overhang	\$	72"	30"	29"	405
			72"	36"	29"	410

INTEGRATE R2 Product Features

- Field replaceable components
- Matching and contrasting finishes
- Wire/ cable management
- Lockable storage components
- Easy access leveling
- Nylon-capped leveling glides
- 32mm fabrication system ensures precision construction and assembly
- Durable, high-pressure laminate
- Freestanding modular components
- Metal hardware & leveling hinges
- Birch plywood drawer construction
- Engineered wood substrate (1-1/8" work surfaces, 3/4" vertical panels and 3/4" tops on freestanding components)
- Pedestal drawers have central locking mechanism
- Modesty is recessed 3" which accommodates clamp mount monitor arm

Configuration

Product	Top Laminate	Top Trim Edge Band	Base Laminate	Pedestal Style (Left)		Pedestal Style (Right)		Pull Style						
IR60DKDP	You must make one selection for each category. For matching Laminates, choose the same laminate code three times.			 		 		  						
IR66DKDP				① Two File Drawers		② Pencil, Box, File		① Two File Drawers		② Pencil, Box, File		BN1	BN2	BN3
IR72DKDP														
IR7236DKDP	For a Complete List of Laminates, see pp. 58-60													



How to Order

Select the product number and then add the codes for the desired configuration.
For Example:

Product	IR72DKDP
Top Laminate	AB
Top Trim Edge Band	AG
Base Laminate	BT
Pedestal Style(Left)	1
Pedestal Style(Right)	2
Pull Style	BN1
Product Order Code	
IR72DKDP AB AG BT 1 2 BN1	

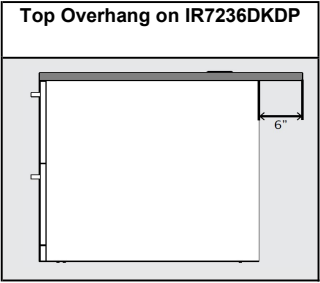
Core Laminates (Available for Top, Top Trim Edge Band, and Base Laminate selections)

Laminate Name	Code
Black	AG
Fog	AJ
Beigewood	BG
Biltmore Cherry	BT
Dove Grey	DD

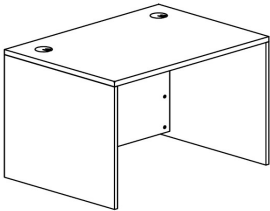
Laminate Name	Code
Neutral White	FG
Graystone	FH
Mouse	FM
Graphite	FN
Designer White	FP

Laminate Name	Code
Grey Elm	GL
Landmarkwood	LW
Noble Mahogany	NM
Pennsylvania Cherry	PC
Fashion Grey	RS

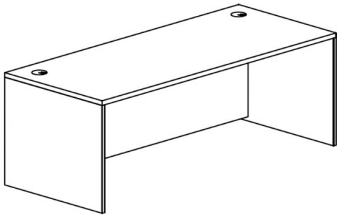
Laminate Name	Code
Sterling Ash	SA
Shaker Cherry	SK
Studio Teak	SU
White-Barn	WH
White Twill	WT



Shell Desk w/ Full Modesty



Shell Desk w/ Access Panel



Product Number	Description	Price	Product Specifications			
			Overall Dimensions			Weight
			W	D	H	LB
IRK42DKSH	42" Shell Desk w/ Full Modesty Panel (K)	\$	42"	30"	29"	205
IRK42DKSHAP	42" Shell Desk w/ Access Panel (K)	\$	42"	30"	29"	210
IRK48DKSH	48" Shell Desk w/ Full Modesty Panel (K)	\$	48"	30"	29"	210
IRK48DKSHAP	48" Shell Desk w/ Access Panel (K)	\$	48"	30"	29"	215
IRK60DKSH	60" Shell Desk w/ Full Modesty Panel (K)	\$	60"	30"	29"	225
IRK60DKSHAP	60" Shell Desk w/ Access Panel (K)	\$	60"	30"	29"	230
IRK66DKSH	66" Shell Desk w/ Full Modesty Panel (K)	\$	66"	30"	29"	245
IRK72DKSH	72" Shell Desk w/ Full Modesty Panel (K)	\$	72"	30"	29"	260
IRK72DKSHAP	72" Shell Desk w/ Access Panel (K)	\$	72"	30"	29"	265

(K) Ships knocked-down (unassembled). Contact your OFG sales representative for more details.

Configuration

Product	Top Laminate	Top Trim Edge Band	Base Laminate	Access Panel Specifications
IRK42DKSH IRK42DKSHAP IRK48DKSH IRK48DKSHAP IRK60DKSH IRK60DKSHAP IRK66DKSH IRK72DKSH IRK72DKSHAP	You must make one selection for each category. For matching Laminates, choose the same laminate code three times. For a Complete List of Laminates, see pp. 58-60			<div><div><div>1.25"</div><div>5.25"</div><div>15.00"</div><div>5.25"</div><div>1.25"</div></div><div><div>REMOVABLE ACCESS PANEL</div></div></div> <div><p><u>Features</u></p><ul style="list-style-type: none">• Access power & communications without tools• Inset from wall to allow for wiring & plug clearance• Installs on front or back of supports</div>



How to Order

Select the product number and then add the codes for the desired configuration. For Example:

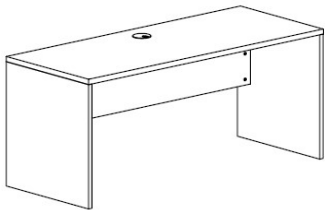
Product	IRK60DKSHAP
Top Laminate	AB
Top Trim Edge Band	AG
Base Laminate	BT
Product Order Code	
IRK60DKSHAP AB AG BT	

Core Laminates (Available for Top, Top Trim Edge Band, and Base Laminate selections)

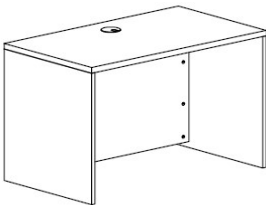
Laminate Name	Code	Laminate Name	Code	Laminate Name	Code	Laminate Name	Code
Black	AG	Neutral White	FG	Grey Elm	GL	Sterling Ash	SA
Fog	AJ	Graystone	FH	Landmarkwood	LW	Shaker Cherry	SK
Beigewood	BG	Mouse	FM	Noble Mahogany	NM	Studio Teak	SU
Biltmore Cherry	BT	Graphite	FN	Pennsylvania Cherry	PC	White-Barn	WH
Dove Grey	DD	Designer White	FP	Fashion Grey	RS	White Twill	WT



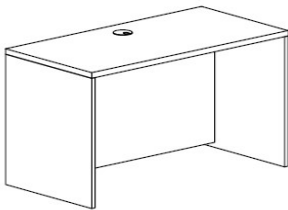
Shell Credenza w/ Half Modesty Panel



Shell Credenza w/ Full Modesty



Shell Credenza w/ Access Panel



Product Number	Description	Price	Product Specifications			
			Overall Dimensions			Weight
			W	D	H	LB
IRK42CRHMP	42" Shell Credenza w/ Half Modesty Panel (K)	\$	42"	24"	29"	130
IRK42CRSH	42" Shell Credenza w/ Full Modesty Panel (K)	\$	42"	24"	29"	135
IRK42CRSHAP	42" Shell Credenza w/ Access Panel (K)	\$	42"	24"	29"	140
IRK48CRHMP	48" Shell Credenza w/ Half Modesty Panel (K)	\$	48"	24"	29"	135
IRK48CRSH	48" Shell Credenza w/ Full Modesty Panel (K)	\$	48"	24"	29"	140
IRK48CRSHAP	48" Shell Credenza w/ Access Panel (K)	\$	48"	24"	29"	135
IRK60CRHMP	60" Shell Credenza w/ Half Modesty Panel (K)	\$	60"	24"	29"	150
IRK60CRSH	60" Shell Credenza w/ Full Modesty Panel (K)	\$	60"	24"	29"	155
IRK60CRSHAP	60" Shell Credenza w/ Access Panel (K)	\$	60"	24"	29"	150

(K) Ships knocked-down (unassembled). Contact your OFG sales representative for more details.

- Field replaceable components
- Matching and contrasting finishes
- Easy access leveling
- Nylon-capped leveling glides
- 32mm fabrication system ensures precision construction and assembly
- Durable, high-pressure laminate
- Freestanding modular components
- Metal hardware & leveling hinges
- Engineered wood substrate (1-1/8" work surfaces, 3/4" vertical panels, and 3/4" tops on freestanding components)
- Work surface supported by steel stiffener bar (Only When required)
- Modesty & access panels are recessed 3" which accommodates clamp mount monitor arm
- Adjust power & communications access panels without tools
- Removable access panel is reversible for full access to electrical & communication outlets

Configuration

Product	Top Laminate	Top Trim Edge Band	Base Laminate	Access Panel Specifications	Half Modesty Panel Specifications
IRK42CRHMP IRK42CRSH IRK42CRSHAP IRK48CRHMP IRK48CRSH IRK48CRSHAP IRK60CRHMP IRK60CRSH IRK60CRSHAP	You must make one selection for each category. For matching Laminates, choose the same laminate code three times. For a Complete List of Laminates, see pp. 58-60			<p>REMOVABLE ACCESS PANEL</p>	

How to Order

Select the product number and then add the codes for the desired configuration. For Example:

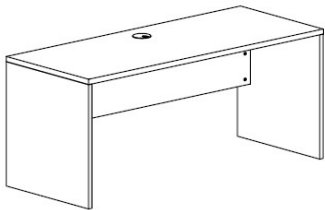
Product	IRK48CRHMP
Top Laminate	AB
Top Trim Edge Band	AG
Base Laminate	BT
Product Order Code	
IRK48CRHMP AB AG BT	

Core Laminates (Available for Top, Top Trim Edge Band, and Base Laminate selections)

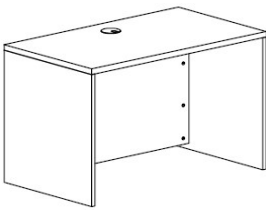
Laminate Name	Code	Laminate Name	Code	Laminate Name	Code	Laminate Name	Code
Black	AG	Neutral White	FG	Grey Elm	GL	Sterling Ash	SA
Fog	AJ	Graystone	FH	Landmarkwood	LW	Shaker Cherry	SK
Beigewood	BG	Mouse	FM	Noble Mahogany	NM	Studio Teak	SU
Biltmore Cherry	BT	Graphite	FN	Pennsylvania Cherry	PC	White-Barn	WH
Dove Grey	DD	Designer White	FP	Fashion Grey	RS	White Twill	WT



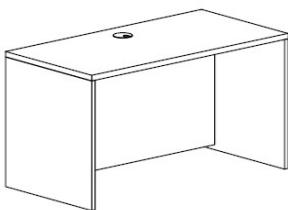
Shell Credenza w/ Half Modesty Panel



Shell Credenza w/ Full Modesty



Shell Credenza w/ Access Panel



Product Number	Description	Price	Product Specifications			
			Overall Dimensions			Weight
			W	D	H	
IRK66CRHMP	66" Shell Credenza w/ Half Modesty Panel (K)	\$	66"	24"	29"	165
IRK66CRSH	66" Shell Credenza w/ Full Modesty Panel (K)	\$	66"	24"	29"	170
IRK66CRSHAP	66" Shell Credenza w/ Access Panel (K)	\$	66"	24"	29"	170
IRK72CRHMP	72" Shell Credenza w/ Half Modesty Panel (K)	\$	72"	24"	29"	175
IRK72CRSH	72" Shell Credenza w/ Full Modesty Panel (K)	\$	72"	24"	29"	180
IRK72CRSHAP	72" Shell Credenza w/ Access Panel (K)	\$	72"	24"	29"	180

(K) Ships knocked-down (unassembled). Contact your OFG sales representative for more details.

- Field replaceable components
- Matching and contrasting finishes
- Easy access leveling
- Nylon-capped leveling glides
- 32mm fabrication system ensures precision construction and assembly
- Durable, high-pressure laminate
- Freestanding modular components
- Metal hardware & leveling hinges
- Engineered wood substrate (1-1/8" work surfaces, 3/4" vertical panels, and 3/4" tops on freestanding components)
- Work surface supported by steel stiffener bar (Only When required)
- Modesty & access panels are recessed 3" which accommodates clamp mount monitor arm
- Adjust power & communications access panels without tools
- Removable access panel is reversible for full access to electrical & communication outlets

Configuration

Product	Top Laminate	Top Trim Edge Band	Base Laminate	Access Panel Specifications	Half Modesty Panel Specifications
IRK66CRHMP IRK66CRSH IRK66CRSHAP IRK72CRHMP IRK72CRSH IRK72CRSHAP	You must make one selection for each category. For matching Laminates, choose the same laminate code three times. For a Complete List of Laminates, see pp. 58-60			<p>REMOVABLE ACCESS PANEL</p>	

How to Order

Select the product number and then add the codes for the desired configuration. For Example:

Product	IRK72CRHMP
Top Laminate	AB
Top Trim Edge Band	AG
Base Laminate	BT
Product Order Code	
IRK72CRHMP AB AG BT	

Core Laminates (Available for Top, Top Trim Edge Band, and Base Laminate selections)

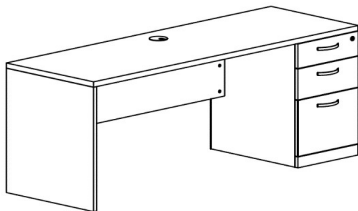
Laminate Name	Code	Laminate Name	Code	Laminate Name	Code	Laminate Name	Code
Black	AG	Neutral White	FG	Grey Elm	GL	Sterling Ash	SA
Fog	AJ	Graystone	FH	Landmarkwood	LW	Shaker Cherry	SK
Beigewood	BG	Mouse	FM	Noble Mahogany	NM	Studio Teak	SU
Biltmore Cherry	BT	Graphite	FN	Pennsylvania Cherry	PC	White-Barn	WH
Dove Grey	DD	Designer White	FP	Fashion Grey	RS	White Twill	WT



Credenza • Single Pedestal w/ Half Modesty Panel

INTEGRATE R2 Product Features

Pencil, Box, File Pedastal on Right (R2)



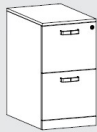




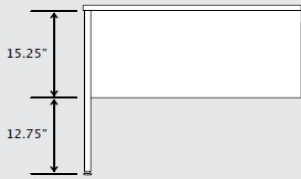
Two File Drawer Pedestal on Left (L1)



Product Number	Description	Price	Product Specifications			
			Overall Dimensions			Weight
			W	D	H	LB
IR60CRSPHMP	60" Single Pedestal Credenza w/ Half Modesty Panel	\$	60"	24"	29"	175
IR66CRSPHMP	66" Single Pedestal Credenza w/ Half Modesty Panel	\$	66"	24"	29"	180
IR72CRSPHMP	72" Single Pedestal Credenza w/ Half Modesty Panel	\$	72"	24"	29"	210

- Field replaceable components
- Matching and contrasting finishes
- Wire/ cable management
- Lockable storage components
- Easy access leveling
- Nylon-capped leveling glides
- 32mm fabrication system ensures precision construction and assembly
- Durable, high-pressure laminate
- Freestanding modular components
- Metal hardware & leveling hinges
- Engineered wood substrate (1-1/8" work surfaces, 3/4" vertical panels and 3/4" tops on freestanding components)
- Pedestal drawers have central locking mechanism
- Work surface supported by steel stiffener bar and one decorative spacer (Only When required)
- Pedestal available in File/File or Pencil/Box/File style
- Half modesty is recessed 3" which accommodates clamp mount monitor arm

Configuration

Product	Top Laminate	Top Trim Edge Band	Base Laminate	Pedestal Position	Pedestal Style	Pull Style	Half Modesty Panel Specifications
IR60CRSPHMP IR66CRSPHMP IR72CRSPHMP	You must make one selection for each category. For matching Laminates, choose the same laminate code three times. For a Complete List of Laminates, see pp. 58-60			Ⓐ Left Ⓑ Right	 ① Two File Drawers  ② Pencil, Box, File	 BN1 Brushed Nickel Arch  BN2 Brushed Nickel Bar  BN3 Brushed Nickel Modern	

How to Order

Select the product number and then add the codes for the desired configuration. For Example:	
Product	IR60CRSPHMP
Top Laminate	AB
Top Trim Edge Band	AG
Base Laminate	BK
Pedestal Position	R
Pedestal Style	2
Pull Style	BN1
Product Order Code	
IR60CRSPHMP AB AG BK R 2 BN1	

Core Laminates (Available for Top, Top Trim Edge Band, and Base Laminate selections)

Laminate Name	Code	Laminate Name	Code	Laminate Name	Code	Laminate Name	Code
Black	AG	Neutral White	FG	Grey Elm	GL	Sterling Ash	SA
Fog	AJ	Graystone	FH	Landmarkwood	LW	Shaker Cherry	SK
Beigewood	BG	Mouse	FM	Noble Mahogany	NM	Studio Teak	SU
Biltmore Cherry	BT	Graphite	FN	Pennsylvania Cherry	PC	White-Barn	WH
Dove Grey	DD	Designer White	FP	Fashion Grey	RS	White Twill	WT


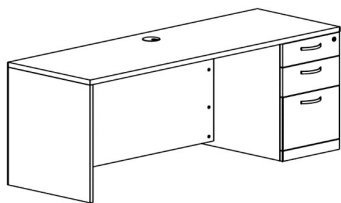


Credenza • Single Pedestal w/ Full Modesty Panel

INTEGRATE R2 Product Features

Pencil, Box, File Pedastal on Right (R2)






Two File Drawer Pedestal on Left (L1)



Product Number	Description	Price	Product Specifications			
			Overall Dimensions			Weight
			W	D	H	LB
IR60CRSP	60" Single Pedestal Credenza w/ Full Modesty Panel	\$	60"	24"	29"	175
IR66CRSP	66" Single Pedestal Credenza w/ Full Modesty Panel	\$	66"	24"	29"	180
IR72CRSP	72" Single Pedestal Credenza w/ Full Modesty Panel	\$	72"	24"	29"	210

- Field replaceable components
- Matching and contrasting finishes
- Wire/ cable management
- Lockable storage components
- Easy access leveling
- Nylon-capped leveling glides
- 32mm fabrication system ensures precision construction and assembly
- Durable, high-pressure laminate
- Freestanding modular components
- Metal hardware & leveling hinges
- Engineered wood substrate (1-1/8" work surfaces, 3/4" vertical panels and 3/4" tops on freestanding components)
- Pedestal drawers have central locking mechanism
- Work surface supported by steel stiffener bar and one decorative spacer (Only When required)
- Pedestal available in File/File or Pencil/Box/File style
- Full modesty is recessed 3" which accommodates clamp mount monitor arm

Configuration

Product	Top Laminate	Top Trim Edge Band	Base Laminate	Pedestal Position	Pedestal Style	Pull Style
IR60CRSP IR66CRSP IR72CRSP	You must make one selection for each category. For matching Laminates, choose the same laminate code three times. For a Complete List of Laminates, see pp. 58-60			Ⓐ Left Ⓑ Right	 Ⓐ Two File Drawers  Ⓑ Pencil, Box, File	 BN1 Brushed Nickel Arch  BN2 Brushed Nickel Bar  BN3 Brushed Nickel Modern

Core Laminates (Available for Top, Top Trim Edge Band, and Base Laminate selections)

Laminate Name	Code
Black	AG
Fog	AJ
Beigewood	BG
Biltmore Cherry	BT
Dove Grey	DD

Laminate Name	Code
Neutral White	FG
Graystone	FH
Mouse	FM
Graphite	FN
Designer White	FP

Laminate Name	Code
Grey Elm	GL
Landmarkwood	LW
Noble Mahogany	NM
Pennsylvania Cherry	PC
Fashion Grey	RS

Laminate Name	Code
Sterling Ash	SA
Shaker Cherry	SK
Studio Teak	SU
White-Barn	WH
White Twill	WT

How to Order

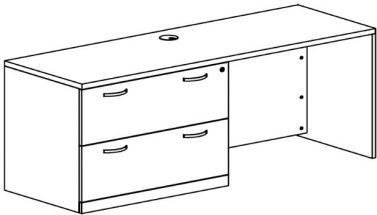
Select the product number and then add the codes for the desired configuration. For Example:

Product	IR60CRSP
Top Laminate	AB
Top Trim Edge Band	AG
Base Laminate	BK
Pedestal Position	R
Pedestal Style	2
Pull Style	BN1
Product Order Code	
IR60CRSP AB AG BK R 2 BN1	

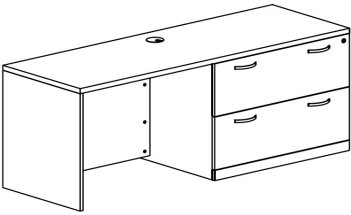


Credenza • Two Lateral Drawer

Two Drawer Lateral File on Left (L)



Two Drawer Lateral File on Right (R)






Product Number	Description	Price	Product Specifications			
			Overall Dimensions			Weight
			W	D	H	LB
IR72CRLF	72" Two Drawer Lateral Credenza w/ Full Modesty Panel	\$	72"	24"	29"	300

INTEGRATE R2 Product Features

- Field replaceable components
- Matching and contrasting finishes
- Wire/ cable management
- Lockable storage components
- Easy access leveling
- Nylon-capped leveling glides
- 32mm fabrication system ensures precision construction and assembly
- Durable, high-pressure laminate
- Freestanding modular components
- Metal hardware & leveling hinges
- Engineered wood substrate (1-1/8" work surfaces, 3/4" vertical panels and 3/4" tops on freestanding components)
- Drawers have central locking mechanism
- Work surface supported by steel stiffener bar (Only when required)
- Full modesty is recessed 3" which accommodates clamp mount monitor arm

Configuration

Product	Top Laminate	Top Trim Edge Band	Base Laminate	Pedestal Position	Pull Style
IR72CRLF	You must make one selection for each category. For matching Laminates, choose the same laminate code three times. For a Complete List of Laminates, see pp. 58-60			Ⓐ Left Ⓑ Right	<div>BN1 Brushed Nickel Arch</div> <div>BN2 Brushed Nickel Bar</div> <div>BN3 Brushed Nickel Modern</div>



How to Order

Select the product number and then add the codes for the desired configuration. For Example:

Product	IR72CRLF
Top Laminate	AB
Top Trim Edge Band	AG
Base Laminate	BK
Pedestal Position	R
Pull Style	BN1
Product Order Code	
IR72CRLF AB AG BK R BN1	

Core Laminates (Available for Top, Top Trim Edge Band, and Base Laminate selections)

Laminate Name	Code
Black	AG
Fog	AJ
Beigewood	BG
Biltmore Cherry	BT
Dove Grey	DD

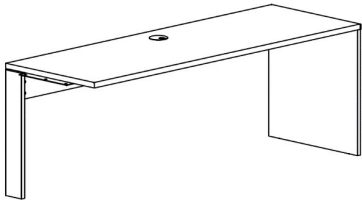
Laminate Name	Code
Neutral White	FG
Graystone	FH
Mouse	FM
Graphite	FN
Designer White	FP

Laminate Name	Code
Grey Elm	GL
Landmarkwood	LW
Noble Mahogany	NM
Pennsylvania Cherry	PC
Fashion Grey	RS

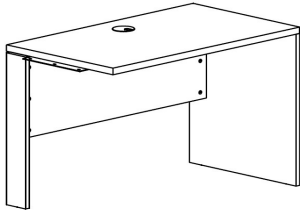
Laminate Name	Code
Sterling Ash	SA
Shaker Cherry	SK
Studio Teak	SU
White-Barn	WH
White Twill	WT

L-Unit Extensions • Half or Support Modesty Panel

Support Modesty Panel
w/ End Panel on Right (R)



Half Modesty Panel
w/ End Panel on Right (R)



Product Number	Description	Price	Product Specifications			
			Overall Dimensions			Weight
			W	D	H	
IRK42EXPSM	42" L-Unit Extension w/ Support Modesty Panel (R)	\$	42"	24"	29"	140
IRK42EXHMP	42" L-Unit Extension w/ Half Modesty Panel (R)	\$	42"	24"	29"	140
IRK48EXPSM	48" L-Unit Extension w/ Support Modesty Panel (R)	\$	48"	24"	29"	155
IRK48EXHMP	48" L-Unit Extension w/ Half Modesty Panel (R)	\$	48"	24"	29"	155
IRK72EXPSM	72" L-Unit Extension w/ Support Modesty Panel (R)	\$	72"	24"	29"	180
IRK72EXHMP	72" L-Unit Extension w/ Half Modesty Panel (R)	\$	72"	24"	29"	180

INTEGRATE R2 Product Features

- Field replaceable components
- Matching and contrasting finishes
- Nylon-capped leveling glides
- Easy access leveling
- 32mm fabrication system ensures precision construction and assembly
- Durable, high-pressure laminate
- Freestanding modular components
- Metal hardware & leveling hinges
- Engineered wood substrate (1-1/8" work surfaces, 3/4" vertical panels and 3/4" tops on freestanding components)
- Mounting screws provided for splice plate
- Full modesty is recessed 3" which accommodates clamp mount monitor arm

Configuration

Product	Top Laminate	Top Trim Edge Band	Base Laminate	End Panel Position	Half Modesty Panel Specifications	Support Modesty Panel Specifications
IRK42EXPSM IRK42EXHMP IRK48EXPSM IRK48EXHMP IRK72EXPSM IRK72EXHMP	You must make one selection for each category. For matching Laminates, choose the same laminate code three times. For a Complete List of Laminates, see pp. 58-60			 L = Left R = Right	 15.25" 12.75"	 6.25" 22.75"



How to Order

Select the product number and then add the codes for the desired configuration. For Example:

Product	IRK42EXHMP
Top Laminate	AB
Top Trim Edge Band	AG
Base Laminate	BK
End Panel Position	R
Product Order Code	
IRK42EXHMP AB AG BK R	

Core Laminates (Available for Top, Top Trim Edge Band, and Base Laminate selections)

Laminate Name	Code
Black	AG
Fog	AJ
Beigewood	BG
Biltmore Cherry	BT
Dove Grey	DD

Laminate Name	Code
Neutral White	FG
Graystone	FH
Mouse	FM
Graphite	FN
Designer White	FP

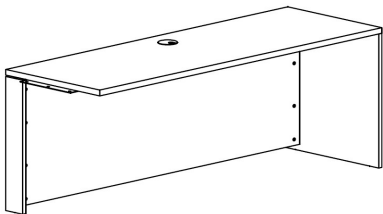
Laminate Name	Code
Grey Elm	GL
Landmarkwood	LW
Noble Mahogany	NM
Pennsylvania Cherry	PC
Fashion Grey	RS

Laminate Name	Code
Sterling Ash	SA
Shaker Cherry	SK
Studio Teak	SU
White-Barn	WH
White Twill	WT



L-Unit Extensions • Full Modesty Panel

L-Unit Extension on Right (R)



Product Number	Description	Price	Product Specifications			
			Overall Dimensions			Weight
			W	D	H	LB
IRK42EX	42" L-Unit Extension w/ Full Modesty Panel	\$	42"	24"	29"	135
IRK48EX	48" L-Unit Extension w/ Full Modesty Panel	\$	48"	24"	29"	145
IRK60EX	60" L-Unit Extension w/ Full Modesty Panel	\$	60"	24"	29"	155
IRK72EX	72" L-Unit Extension w/ Full Modesty Panel	\$	72"	24"	29"	190

Ships knocked-down (unassembled). Contact your OFG sales representative for more details.

Configuration

Product	Top Laminate	Top Trim Edge Band	Base Laminate	End Panel Position
IRK42EX IRK48EX IRK60EX IRK72EX	You must make one selection for each category. For matching Laminates, choose the same laminate code three times. For a Complete List of Laminates, see pp. 58-60			 L = Left R = Right

Core Laminates (Available for Top, Top Trim Edge Band, and Base Laminate selections)

Laminate Name	Code	Laminate Name	Code	Laminate Name	Code	Laminate Name	Code
Black	AG	Neutral White	FG	Grey Elm	GL	Sterling Ash	SA
Fog	AJ	Graystone	FH	Landmarkwood	LW	Shaker Cherry	SK
Beigewood	BG	Mouse	FM	Noble Mahogany	NM	Studio Teak	SU
Biltmore Cherry	BT	Graphite	FN	Pennsylvania Cherry	PC	White-Barn	WH
Dove Grey	DD	Designer White	FP	Fashion Grey	RS	White Twill	WT



INTEGRATE R2 Product Features

- Field replaceable components
- Matching and contrasting finishes
- Nylon-capped leveling glides
- Easy access leveling
- 32mm fabrication system ensures precision construction and assembly
- Durable, high-pressure laminate
- Freestanding modular components
- Metal hardware & leveling hinges
- Engineered wood substrate (1-1/8" work surfaces, 3/4" vertical panels and 3/4" tops on freestanding components)
- Mounting screws provided for splice plate
- Full modesty is recessed 3" which accommodates clamp mount monitor arm
- Work surface supported by steel stiffener bar (Only when required)

How to Order

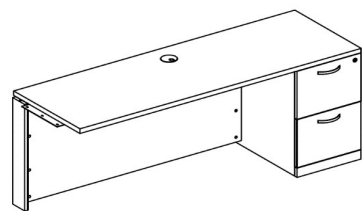
Select the product number and then add the codes for the desired configuration.
For Example:

Product	IRK42EX
Top Laminate	AB
Top Trim Edge Band	AG
Base Laminate	BK
End Panel Position	R
Product Order Code	
IRK42EX AB AG BK R	

Credenza • L-Unit Extension Full Modesty Panel & Pedestal

INTEGRATE R2 Product Features

Two File Drawer Pedestal on Right (R1)



Product Number	Description	Price	Product Specifications			
			Overall Dimensions			Weight
			W	D	H	LB
IR42EXPD	42" Single Pedestal Credenza w/ Full Modesty Panel	\$	42"	24"	29"	150
IR48EXPD	48" Single Pedestal Credenza w/ Full Modesty Panel	\$	48"	24"	29"	175
IR72EXPD	72" Single Pedestal Credenza w/ Full Modesty Panel	\$	72"	24"	29"	248

- Field replaceable components
 - Matching and contrasting finishes
 - Nylon-capped leveling glides
 - Easy access leveling
 - 32mm fabrication system ensures precision construction and assembly
 - Durable, high-pressure laminate
- Freestanding modular components
 - Metal hardware & leveling hinges
 - Engineered wood substrate (1-1/8" work surfaces, 3/4" vertical panels and 3/4" tops on freestanding components)
 - Mounting screws provided for splice plate
 - Full modesty is recessed 3" which accommodates clamp mount monitor arm

Configuration

Product	Top Laminate	Top Trim Edge Band	Base Laminate	Pedestal Position	Pedestal Style	Pull Style
IR42EXPD IR48EXPD IR72EXPD	You must make one selection for each category. For matching Laminates, choose the same laminate code three times. For a Complete List of Laminates, see pp. 58-60			Ⓐ Left Ⓑ Right	 Ⓐ Two File Drawers Ⓑ Pencil, Box, File	 BN1 BN2 BN3



How to Order

Select the product number and then add the codes for the desired configuration.
For Example:

Product	IR42EXPD
Top Laminate	AB
Top Trim Edge Band	AG
Base Laminate	BK
Pedestal Position	R
Pedestal Style	2
Pull Style	BN1
Product Order Code	
IR42EXPD AB AG BK R 2 BN1	

Core Laminates (Available for Top, Top Trim Edge Band, and Base Laminate selections)

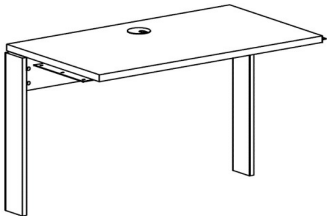
Laminate Name	Code	Laminate Name	Code	Laminate Name	Code	Laminate Name	Code
Black	AG	Neutral White	FG	Grey Elm	GL	Sterling Ash	SA
Fog	AJ	Graystone	FH	Landmarkwood	LW	Shaker Cherry	SK
Beigewood	BG	Mouse	FM	Noble Mahogany	NM	Studio Teak	SU
Biltmore Cherry	BT	Graphite	FN	Pennsylvania Cherry	PC	White-Barn	WH
Dove Grey	DD	Designer White	FP	Fashion Grey	RS	White Twill	WT



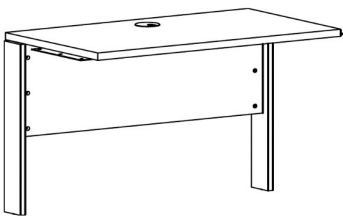
U-Unit Bridge

INTEGRATE R2 Product Features

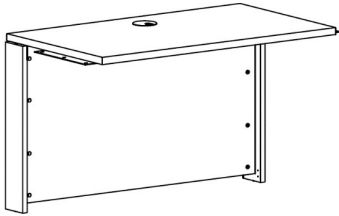
w/ Support Modesty Panel



w/ Half Modesty Panel



w/ Full Modesty Panel



- Field replaceable components
- Matching and contrasting finishes
- Easy access leveling
- Nylon-capped leveling glides
- 32mm fabrication system ensures precision construction and assembly
- Durable, high-pressure laminate
- Freestanding modular components
- Metal hardware & leveling hinges
- Engineered wood substrate (1-1/8" work surfaces, 3/4" vertical panels, and 3/4" tops on freestanding components)
- Mounting screws provided for splice plate
- Modesty is recessed 3" which accommodates clamp mount monitor arm

Product Number	Description	Price	Product Specifications			
			Overall Dimensions			Weight
			W	D	H	LB
IRK42BRPSM	42" U-Unit Bridge w/ Support Modesty Panel (K)	\$	42"	24"	29"	95
IRK42BRHMP	42" U-Unit Bridge w/ Half Modesty Panel (K)	\$	42"	24"	29"	100
IRK42BR	42" U-Unit Bridge w/ Full Modesty Panel (K)	\$	42"	24"	29"	105
IRK48BRPSM	48" U-Unit Bridge w/ Support Modesty Panel (K)	\$	48"	24"	29"	105
IRK48BRHMP	48" U-Unit Bridge w/ Half Modesty Panel (K)	\$	48"	24"	29"	110
IRK48BR	48" U-Unit Bridge w/ Full Modesty Panel (K)	\$	48"	24"	29"	115

(K) Ships knocked-down (unassembled). Contact your OFG sales representative for more details.

Configuration

Product	Top Laminate	Top Trim Edge Band	Base Laminate	Half Modesty Panel Specifications	Support Modesty Panel Specifications
IRK42BRPSM IRK42BRHMP IRK42BR IRK48BRPSM IRK48BRHMP IRK48BR	You must make one selection for each category. For matching Laminates, choose the same laminate code three times. For a Complete List of Laminates, see pp. 58-60				



How to Order

Select the product number and then add the codes for the desired configuration. For Example:	
Product	IRK48BR
Top Laminate	AB
Top Trim Edge Band	AG
Base Laminate	BT
Product Order Code	
IRK48BR AB AG BT	

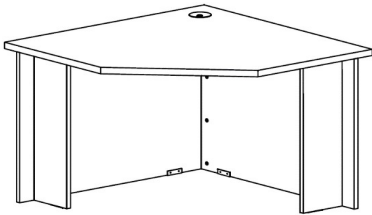
Core Laminates (Available for Top, Top Trim Edge Band, and Base Laminate selections)

Laminate Name	Code	Laminate Name	Code	Laminate Name	Code	Laminate Name	Code
Black	AG	Neutral White	FG	Grey Elm	GL	Sterling Ash	SA
Fog	AJ	Graystone	FH	Landmarkwood	LW	Shaker Cherry	SK
Beigewood	BG	Mouse	FM	Noble Mahogany	NM	Studio Teak	SU
Biltmore Cherry	BT	Graphite	FN	Pennsylvania Cherry	PC	White-Barn	WH
Dove Grey	DD	Designer White	FP	Fashion Grey	RS	White Twill	WT

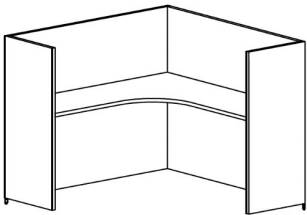


Corner Desks & Upper Corner Unit

Corner Desk



Upper Corner Unit, Open Shelf



Product Number	Description	Price	Product Specifications			
			Overall Dimensions			Weight
			W	D	H	LB
IR2424LCNR	42" Corner Desk (24" Left Transition, 24" Right Transition)	\$	42"	42"	29"	180
IR2430LCNR	42" Corner Desk (24" Left Transition, 30" Right Transition)	\$	42"	42"	29"	205
IR3024LCNR	42" Corner Desk (30" Left Transition, 24" Right Transition)	\$	42"	42"	29"	190
IR3030LCNR	42" Corner Desk (30" Left Transition, 30" Right Transition)	\$	42"	42"	29"	215
IR42UCNR	42" Upper Corner Unit, Open Shelf	\$	42"	42"	29"	190

Configuration

Product	Top Laminate	Top Trim Edge Band	Base Laminate	Corner Desk Top View
IR2424LCNR IR2430LCNR IR3024LCNR IR3030LCNR IR42UCNR	You must make one selection for each category. For matching Laminates, choose the same laminate code three times. For a Complete List of Laminates, see pp. 58-60			



Core Laminates (Available for Top, Top Trim Edge Band, and Base Laminate selections)

Laminate Name	Code
Black	AG
Fog	AJ
Beigewood	BG
Biltmore Cherry	BT
Dove Grey	DD

Laminate Name	Code
Neutral White	FG
Graystone	FH
Mouse	FM
Graphite	FN
Designer White	FP

Laminate Name	Code
Grey Elm	GL
Landmarkwood	LW
Noble Mahogany	NM
Pennsylvania Cherry	PC
Fashion Grey	RS

Laminate Name	Code
Sterling Ash	SA
Shaker Cherry	SK
Studio Teak	SU
White-Barn	WH
White Twill	WT



INTEGRATE R2 Product Features

- Field replaceable components
- Matching and contrasting finishes
- Wire/ cable management
- Easy access leveling
- Nylon-capped leveling glides
- 32mm fabrication system ensures precision construction and assembly
- Durable, high-pressure laminate
- Freestanding modular components
- Hardware & leveling hinges
- Engineered wood substrate (1-1/8" work surfaces, 3/4" vertical panels and 3/4" tops on freestanding components)
- Modesty is recessed 3" which accommodates clamp mount monitor arm

How to Order

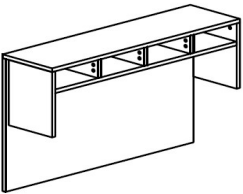
Select the product number and then add the codes for the desired configuration. For Example:

Product	IR3024LCNR
Top Laminate	AB
Top Trim Edge Band	AG
Base Laminate	BT
Product Order Code	
IR3024LCNR AB AG BT	

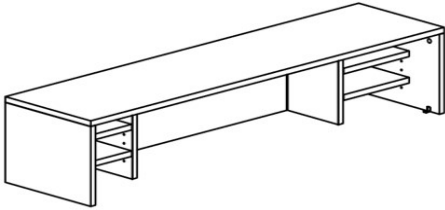
Reception Centers

INTEGRATE R2 Product Features

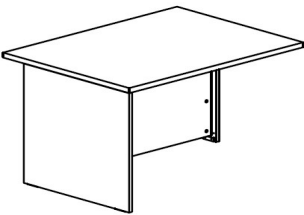
48" Reception Center – Transaction Counter



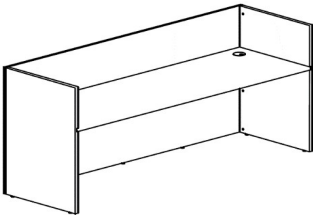
60" Transaction Counter



48" Reception Center Return



96" Reception Center Desk

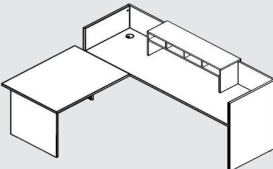
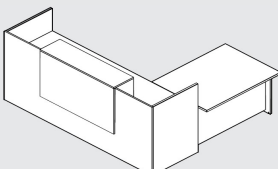
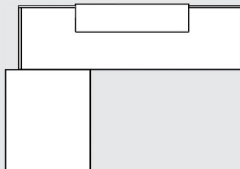


- Transaction Counter slides Right/Left to position anywhere along Desk front
- Field replaceable components
- Matching and contrasting finishes
- Easy access leveling
- Nylon-capped leveling glides
- 32mm fabrication system ensures precision construction and assembly
- Durable, high-pressure laminate
- Freestanding modular components
- Engineered wood substrate (1-1/8" work surfaces, 3/4" vertical panels and 3/4" tops on freestanding components)
- Work surface supported by steel stiffener bar (Only When required)

Product Number	Description	Price	Product Specifications			
			Overall Dimensions			Weight
			W	D	H	LB
IR48TR	48" Reception Center – Transaction Counter (waterfall approach for Desk; paper management on user side; slides Right/Left to position anywhere along Desk front)	\$	48"	12"	29"	75
IR60TR	60" Transaction Counter	\$	60"	15"	12"	80
IRK48HCR	48" Reception Center Return (includes 6" overhang on top, approach side; attaches to Left or Right side of Desk) (K)	\$	48"	36"	29"	115
IRK9630REC	96" Reception Center Desk (K)	\$	96"	30"	43"	256

(K) Ships knocked-down (unassembled). Contact your OFG sales representative for more details.

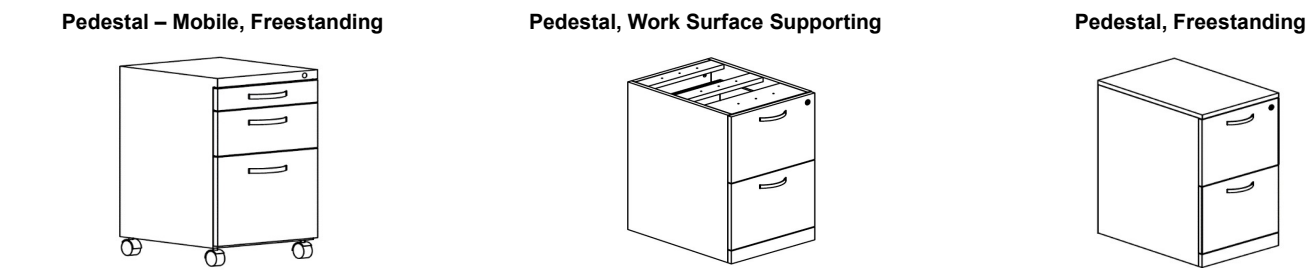
Core Laminates (Available for Top, Top Trim Edge Band, and Base Laminate selections)			
Laminate Name	Code	Laminate Name	Code
Black	AG	Mouse	FM
Fog	AJ	Graphite	FN
Beigewood	BG	Designer White	FP
Biltmore Cherry	BT	Grey Elm	GL
Dove Grey	DD	Landmarkwood	LW
Neutral White	FG	Noble Mahogany	NM
Grystone	FH	Pennsylvania Cherry	PC
Laminate Name	Code	Laminate Name	Code
Fashion Grey	RS	Sterling Ash	SA
Shaker Cherry	SK	Studio Teak	SU
White-Barn	WH	White Twill	WT

Configuration						
Product	Top Laminate	Top Trim Edge Band	Base Laminate	Fully Configured User View	Fully Configured Approach View	Fully Configured Plan View
IR48TR *	<p>You must make one selection for each category. For matching Laminates, choose the same laminate code three times.</p> <p>For a Complete List of Laminates, see pp. 58-60</p>					
IR60TR						
IRK48HCR **						
IRK9630REC						

How to Order	
Select the product number and then add the codes for the desired configuration. For Example:	
Product	IR60TR
Top Laminate	AB
Top Trim Edge Band	AG
Base Laminate	BT
Product Order Code	
IR60TR AB AG BT	

* IR48TR requires Base Laminate selection only
** IRK48HCR requires an additional selection of Right (R) or Left (L) at end of configuration string to determine attachment side



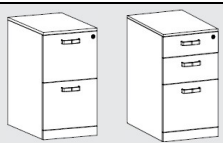



Product Number	Description	Price	Product Specifications			
			Overall Dimensions			Weight
			W	D	H	LB
IR16PDFM	Pedestal – Mobile, Freestanding (Fits under 24" deep Credenza, Metal with Laminate faces; includes 2 locking casters)	\$	15"	17.75"	27.5"	110
IR16PDW	Pedestal, WSS	\$	16"	24"	28"	135
IR16PDD	Pedestal, Detachable (Fits under 24"D Credenza)	\$	16"	19.5"	28"	95
IR16PDF	Pedestal, Freestanding	\$	16"	26"	28.5"	100
IR18PDW	Pedestal, WSS	\$	18"	24"	28"	115
IR18PDF	Pedestal, Freestanding	\$	18"	24"	28.5"	115

WSS = Work Surface Supporting

- Field replaceable components
 - Easy access leveling
 - Nylon-capped leveling glides
 - 32mm fabrication system ensures precision construction and assembly
 - Durable, high-pressure laminate
 - Freestanding modular components
- Metal hardware & leveling hinges
 - Birch plywood drawer construction
 - Engineered wood substrate (1-1/8" work surfaces, 3/4" vertical panels and 3/4" tops on freestanding components)
 - Pedestal Drawers have central locking mechanism
 - Pedestal available in File/File or Pencil/Box/File style

Configuration

Product	Base Laminate	Pedestal Style	Pull Style
IR16PDFM * IR16PDW IR16PDD IR16PDF ** IR18PDW IR18PDF **	Make one selection for Base Laminate. For a Complete List of Laminates, see pp. 58-60	 ① Two File Drawers ② Pencil, Box, File	 BN1 BN2 BN3 Brushed Nickel Arch Brushed Nickel Bar Brushed Nickel Modern

* Select Pedestal Style, Pull Style, Base Laminate, and a Metal Base Selection. See p. 61 for metal coat options
** Select three laminates (Top, Top Trim Edge Band, and Base), Pedestal Style, and Pull Style

How to Order

Select the product number and then add the codes for the desired configuration.
For Example:

Product	IR16PDFM
Pedestal Style	2
Pull Style	BN2
Base Laminate	AB
Metal Base Color	27
Product Order Code	
IR16PDFM 2 BN2 AB 27	

Product	IR18PDF
Top Laminate	AB
Top Trim Laminate	AB
Base Laminate	AB
Pedestal Style	1
Pull Style	BN1
Product Order Code	
IR18PDF AB AB AB 1 BN1	

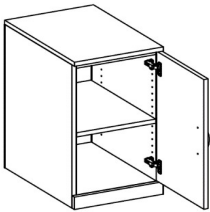
Core Laminates (Available for Top, Top Trim Edge Band, and Base Laminate selections)

Laminate Name	Code	Laminate Name	Code	Laminate Name	Code	Laminate Name	Code
Black	AG	Neutral White	FG	Grey Elm	GL	Sterling Ash	SA
Fog	AJ	Graystone	FH	Landmarkwood	LW	Shaker Cherry	SK
Beigewood	BG	Mouse	FM	Noble Mahogany	NM	Studio Teak	SU
Biltmore Cherry	BT	Graphite	FN	Pennsylvania Cherry	PC	White-Barn	WH
Dove Grey	DD	Designer White	FP	Fashion Grey	RS	White Twill	WT

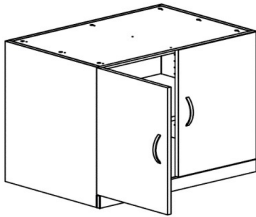


Credenza Bases • Closed

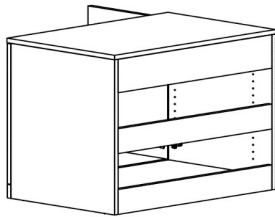
Credenza Base, Closed Freestanding



Credenza Base, Closed Work Surface Supporting



Credenza Base, Closed Vented Freestanding



Product Number	Description	Price	Product Specifications			
			Overall Dimensions			Weight
			W	D	H	LB
IR16CBCW	Credenza Base, Closed WSS (Includes 1 Shelf)	\$	16"	24"	28"	95
IR16BCS	Credenza Base, Closed Freestanding (Includes 1 Shelf)	\$	16"	24"	28.5"	95
IR36CBCW	Credenza Base, Closed WSS (Includes 1 Shelf)	\$	36"	24"	28"	150
IR36BCS	Credenza Base, Closed Freestanding (Includes 1 Shelf)	\$	36"	24"	28.5"	170
IR36CBCVW	Credenza Base, Closed Vented WSS (Includes 1 Shelf)	\$	36"	24"	28"	150
IR36CBCVS	Credenza Base, Closed Vented Freestanding (Includes 1 Shelf)	\$	36"	24"	28.5"	150
IR16SHELF	Shelf (for 16"W Credenza Base, inc. 4 hanging clips each)	\$	14.5"	22.5"	0.75"	18
IR36SHELF	Shelf (for 36"W Credenza Base, inc. 4 hanging clips each)	\$	34.5"	22.5"	0.75"	19

Ships knocked-down (unassembled). Contact your OFG sales representative for more details.

WSS = Work Surface Supporting

Configuration

Product	Top Laminate	Top Trim Edge Band	Base Laminate	Door Hand Position (Single Doors Only)	Pull Style
IR16CBCW *	You must make one selection for each category. For matching Laminates, choose the same laminate code three times. For a Complete List of Laminates, see pp. 58-60			Left Right	BN1 BN2 BN3 Brushed Nickel Arch Brushed Nickel Bar Brushed Nickel Modern
IR16BCS					
IR36CBCW *					
IR36BCS					
IR36CBCVW *					
IR36CBCVS					

* No Top or Top Trim Edge Band Laminate selections required for these products



Core Laminates (Available for Top, Top Trim Edge Band, and Base Laminate selections)

Laminate Name	Code
Black	AG
Fog	AJ
Beigewood	BG
Biltmore Cherry	BT
Dove Grey	DD

Laminate Name	Code
Neutral White	FG
Graystone	FH
Mouse	FM
Graphite	FN
Designer White	FP

Laminate Name	Code
Grey Elm	GL
Landmarkwood	LW
Noble Mahogany	NM
Pennsylvania Cherry	PC
Fashion Grey	RS

Laminate Name	Code
Sterling Ash	SA
Shaker Cherry	SK
Studio Teak	SU
White-Barn	WH
White Twill	WT

INTEGRATE R2 Product Features

- Field replaceable components
- Easy access leveling
- Nylon-capped leveling glides
- 32mm fabrication system ensures precision construction and assembly
- Durable, high-pressure laminate
- Freestanding modular components
- Metal hardware & leveling hinges
- Engineered wood substrate (1-1/8" work surfaces, 3/4" vertical panels and 3/4" tops on freestanding components)
- Soft-close hinges

How to Order

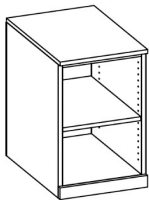
Select the product number and then add the codes for the desired configuration. For Example:

Product	IR16BCS
Top Laminate	AB
Top Trim Edge Band	AG
Base Laminate	BK
Door Hand Position (Single)	R
Pull Style	BN1
Product Order Code	
IR16BCS AB AG BK R BN1	

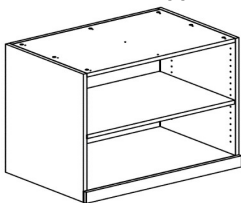
Credenza Bases • Open

INTEGRATE R2 Product Features

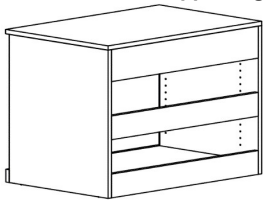
Credenza Base, Open Freestanding



Credenza Base, Open Work Surface Supporting



Credenza Base, Open Vented Work Surface Supporting



- Field replaceable components
- Freestanding modular components
- Easy access leveling
- Metal hardware & leveling hinges
- 32mm fabrication system ensures precision construction and assembly
- Engineered wood substrate (1-1/8" work surfaces, 3/4" vertical panels and 3/4" tops on freestanding components)
- Durable, high-pressure laminate

Product Number	Description	Price	Product Specifications			
			Overall Dimensions			Weight
			W	D	H	LB
IR16CBOW	Credenza Base, Open WSS (Includes 1 Shelf)	\$	16"	24"	28"	95
IR16CBOS	Credenza Base, Open Freestanding (Includes 1 Shelf)	\$	16"	24"	28.5"	95
IR36CBOW	Credenza Base, Open WSS (Includes 1 Shelf)	\$	36"	24"	28"	135
IR36CBOS	Credenza Base, Open Freestanding (Includes 1 Shelf)	\$	36"	24"	28.5"	135
IR36CBOVW	Credenza Base, Open Vented WSS (Includes 1 Shelf)	\$	36"	24"	28"	135
IR36CBOVS	Credenza Base, Open Vented Freestanding (Includes 1 Shelf)	\$	36"	24"	28.5"	135

IR16SHELF	Shelf (for 16" W Credenza Base, includes 4 hanging clips each)	\$	14.5"	22.5"	0.75"	18
IR36SHELF	Shelf (for 36" W Credenza Base, includes 4 hanging clips each)	\$	34.5"	22.5"	0.75"	19

Ships knocked-down (unassembled). Contact your OFG sales representative for more details.

WSS = Work Surface Supporting

Configuration

Product	Top Laminate	Top Trim Edge Band	Base Laminate
IR16CBOW *	You must make one selection for each category. For matching Laminates, choose the same laminate code three times. For a Complete List of Laminates, see pp. 58-60		
IR16CBOS			
IR36CBOW *			
IR36CBOS			
IR36CBOVW *			
IR36CBOVS			

* No Top or Top Trim Edge Band Laminate selections required for these products

Core Laminates (Available for Top, Top Trim Edge Band, and Base Laminate selections)

Laminate Name	Code
Black	AG
Fog	AJ
Beigewood	BG
Biltmore Cherry	BT
Dove Grey	DD

Laminate Name	Code
Neutral White	FG
Graystone	FH
Mouse	FM
Graphite	FN
Designer White	FP

Laminate Name	Code
Grey Elm	GL
Landmarkwood	LW
Noble Mahogany	NM
Pennsylvania Cherry	PC
Fashion Grey	RS

Laminate Name	Code
Sterling Ash	SA
Shaker Cherry	SK
Studio Teak	SU
White-Barn	WH
White Twill	WT



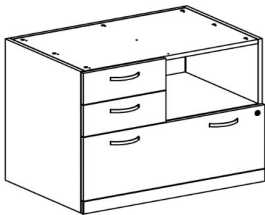
How to Order

Select the product number and then add the codes for the desired configuration.
For Example:


Product	IR16CBOS
Top Laminate	AB
Top Trim Edge Band	AG
Base Laminate	BT
Product Order Code	
IR16CBOS AB AG BT	

Credenza Bases • Mixed Drawers

Credenza Base, Mixed Drawer, Detachable,
Work Surface Supporting



Credenza Base, Mixed Drawer
Freestanding






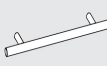
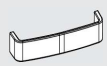
Product Number	Description	Price	Product Specifications			
			Overall Dimensions			Weight
			W	D	H	LB
IR36CBMD	Credenza Base, Mixed Drawer, Detachable (Fits under 24"D Credenza)	\$	36"	22.5"	27.75"	205
IR36CBMW	Credenza Base, Mixed Drawer, WSS	\$	36"	24"	28"	170
IR36CBMS	Credenza Base, Mixed Drawer Freestanding (Includes 1 Shelf)	\$	36"	24"	28.5"	210

WSS = Work Surface Supporting

INTEGRATE R2 Product Features

- Field replaceable components
- Easy access leveling
- Metal leveling glides
- 32mm fabrication system ensures precision construction and assembly
- Durable, high-pressure laminate
- Freestanding modular components
- Metal hardware & leveling hinges
- Birch plywood drawer construction
- Bottom drawer has locking mechanism
- Engineered wood substrate (1-1/8" work surfaces, 3/4" vertical panels and 3/4" tops on freestanding components)

Configuration

Product	Top Laminate	Top Trim Edge Band	Base Laminate	Drawer Position	Pull Style
IR36CBMD * IR36CBMW * IR36CBMS	You must make one selection for each category. For matching Laminates, choose the same laminate code three times. For a Complete List of Laminates, see pp. 58-60			 Ⓛ Left	 Ⓡ Right
				 BN1 Brushed Nickel Arch	 BN2 Brushed Nickel Bar
					 BN3 Brushed Nickel Modern

* No Top or Top Trim Laminate selections needed for these items

How to Order

Select the product number and then add the codes for the desired configuration.
For Example:

Product	IR36CBMD
Top Laminate	AB
Top Trim Edge Band	AG
Base Laminate	BK
Drawer Position	R
Pull Style	BN1
Product Order Code	
IR36CBMD AB AG BK R BN1	

Core Laminates (Available for Top, Top Trim Edge Band, and Base Laminate selections)

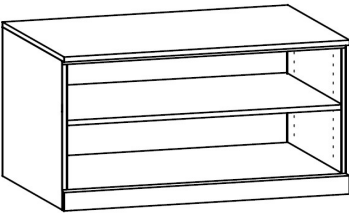
Laminate Name	Code
Black	AG
Fog	AJ
Beigewood	BG
Biltmore Cherry	BT
Dove Grey	DD

Laminate Name	Code
Neutral White	FG
Graystone	FH
Mouse	FM
Graphite	FN
Designer White	FP

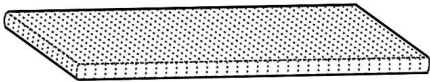
Laminate Name	Code
Grey Elm	GL
Landmarkwood	LW
Noble Mahogany	NM
Pennsylvania Cherry	PC
Fashion Grey	RS

Laminate Name	Code
Sterling Ash	SA
Shaker Cherry	SK
Studio Teak	SU
White-Barn	WH
White Twill	WT

Credenza Base, Low Open with 1 Shelf



Seat Cushion



Product Number	Description	Price	Product Specifications			
			Overall Dimensions			Weight
			W	D	H	LB
IR36CBLS	Credenza Base, Low Open with 1 Shelf	\$	36"	18.75"	21"	145
IRSHELFCB	Shelf (includes 4 hanging clips each)	\$	34.5"	17.75"	0.75"	30

CRSC36	Seat Cushion, 36 x 18.75" (used w/ Low Credenza Base)	See page 54 for details				
--------	---	-------------------------	--	--	--	--

Ships knocked-down (unassembled). Contact your OFG sales representative for more details.

Configuration

Product	Top Laminate	Top Trim Edge Band	Base Laminate	Shelf Laminate
IR36CBLS	<p>You must make one selection for each category. For matching Laminates, choose the same laminate code four times.</p> <p>For a Complete List of Laminates, see pp. 58-60</p>			



Core Laminates (Available for Top, Top Trim Edge Band, and Base Laminate selections)

Laminate Name	Code
Black	AG
Fog	AJ
Beigewood	BG
Biltmore Cherry	BT
Dove Grey	DD

Laminate Name	Code
Neutral White	FG
Graystone	FH
Mouse	FM
Graphite	FN
Designer White	FP

Laminate Name	Code
Grey Elm	GL
Landmarkwood	LW
Noble Mahogany	NM
Pennsylvania Cherry	PC
Fashion Grey	RS

Laminate Name	Code
Sterling Ash	SA
Shaker Cherry	SK
Studio Teak	SU
White-Barn	WH
White Twill	WT



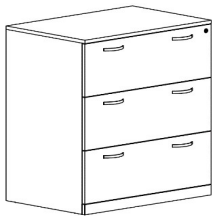
- Field replaceable components
- Freestanding modular components
- Easy access leveling
- Metal hardware & leveling hinges
- Metal leveling glides
- Engineered wood substrate (1-1/8" work surfaces, 3/4" vertical panels and 3/4" tops on freestanding components)
- 32mm fabrication system ensures precision construction and assembly
- Durable, high-pressure laminate

How to Order

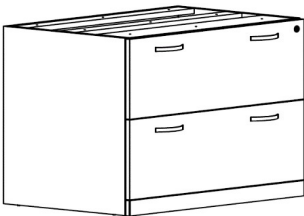
Select the product number and then add the codes for the desired configuration.
For Example:

Product	IR36CBLS
Top Laminate	AB
Top Trim Edge Band	AG
Base Laminate	BK
Product Order Code	
IR36CBLS AB AG BK	

Lateral File, 3 Drawer Freestanding



Lateral File, 2 Drawer, Work Surface Supporting






Product Number	Description	Price	Product Specifications			
			Overall Dimensions			Weight
			W	D	H	LB
IR2LFD	Lateral File, 2 Drawer, Detachable (Fits under 24" deep Credenza)	\$	36"	19.5"	28"	190
IR2LFW	Lateral File, 2 Drawer, WSS	\$	36"	24"	28"	185
IR2LFS	Lateral File, 2 Drawer Freestanding	\$	36"	24"	28.5"	200
IR3LFS	Lateral File, 3 Drawer Freestanding	\$	36"	24"	41"	255
IR4LFS	Lateral File, 4 Drawer Freestanding	\$	36"	24"	53.5"	300

WSS = Work Surface Supporting

- Field replaceable components
- Easy access leveling
- Nylon Capped leveling glides
- 32mm fabrication system ensures precision construction and assembly
- Durable, high-pressure laminate
- Freestanding modular components
- Metal hardware & leveling hinges
- Birch plywood drawer construction
- Engineered wood substrate (1-1/8" work surfaces, 3/4" vertical panels and 3/4" tops on freestanding components)
- Drawers have central locking mechanism
- Includes hardware for hanging files

Configuration

Product	Top Laminate	Top Trim Edge Band	Base Laminate	Pull Style
IR2LFD *	You must make one selection for each category. For matching Laminates, choose the same laminate code three times. For a Complete List of Laminates, see pp. 58-60			 BN1 Brushed Nickel Arch
IR2LFW *				
IR2LFS				
IR3LFS				
IR4LFS				
				 BN2 Brushed Nickel Bar
				 BN3 Brushed Nickel Modern

* No Top or Top Trim Laminate selections needed for these items

Core Laminates (Available for Top, Top Trim Edge Band, and Base Laminate selections)

Laminate Name	Code
Black	AG
Fog	AJ
Beigewood	BG
Biltmore Cherry	BT
Dove Grey	DD

Laminate Name	Code
Neutral White	FG
Graystone	FH
Mouse	FM
Graphite	FN
Designer White	FP

Laminate Name	Code
Grey Elm	GL
Landmarkwood	LW
Noble Mahogany	NM
Pennsylvania Cherry	PC
Fashion Grey	RS


Laminate Name	Code
Sterling Ash	SA
Shaker Cherry	SK
Studio Teak	SU
White-Barn	WH
White Twill	WT

How to Order

Select the product number and then add the codes for the desired configuration. For Example:

Product	IR2LFS
Top Laminate	AB
Top Trim Edge Band	AG
Base Laminate	BK
Pull Style	BN1
Product Order Code	
IR2LFS AB AG BK BN1	




Vertical File, 4 Drawers, Freestanding



- Field replaceable components
- Easy access leveling
- Nylon Capped leveling glides
- 32mm fabrication system ensures precision construction and assembly
- Durable, high-pressure laminate
- Freestanding modular components
- Metal hardware & leveling hinges
- Birch plywood drawer construction
- Engineered wood substrate (1-1/8" work surfaces, 3/4" vertical panels and 3/4" tops on freestanding components)
- Drawers have central locking mechanism
- Includes hardware for hanging files

Product Number	Description	Price	Product Specifications			
			Overall Dimensions			Weight
			W	D	H	LB
IR4VFS	Vertical File, 4 Drawers, Freestanding	\$	16"	24"	54"	300

Configuration

Product	Top Laminate	Top Trim Edge Band	Base Laminate	Pull Style
IR4VFS	You must make one selection for each category. For matching Laminates, choose the same laminate code three times. For a Complete List of Laminates, see pp. 58-60			<div> BN1 Brushed Nickel Arch</div> <div> BN2 Brushed Nickel Bar</div> <div> BN3 Brushed Nickel Modern</div>



How to Order

Select the product number and then add the codes for the desired configuration.
For Example:

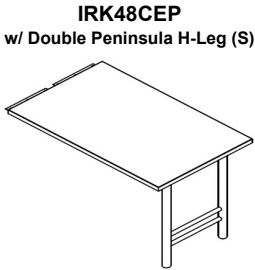
Product	IR4VFS
Top Laminate	AB
Top Trim Edge Band	AG
Base Laminate	BK
Pull Style	BN1
Product Order Code	
IR4VFS AB AG BK BN1	

Core Laminates (Available for Top, Top Trim Edge Band, and Base Laminate selections)

Laminate Name	Code	Laminate Name	Code	Laminate Name	Code	Laminate Name	Code
Black	AG	Neutral White	FG	Grey Elm	GL	Sterling Ash	SA
Fog	AJ	Graystone	FH	Landmarkwood	LW	Shaker Cherry	SK
Beigewood	BG	Mouse	FM	Noble Mahogany	NM	Studio Teak	SU
Biltmore Cherry	BT	Graphite	FN	Pennsylvania Cherry	PC	White-Barn	WH
Dove Grey	DD	Designer White	FP	Fashion Grey	RS	White Twill	WT

Conference Ends • Rectangular

INTEGRATE R2 Product Features







- Field replaceable components
- Easy access leveling
- Durable, high-pressure laminate
- Freestanding modular components
- Metal hardware & leveling hinges
- Engineered wood substrate (1-1/8" work surfaces)

Product Number	Description	Price	Product Specifications			
			Overall Dimensions			Weight
			W	D	H	LB
IRK48CEP	48" Conference End w/ Leg Style Options (K)	\$	48"	30"	29"	100
IRK54CEP	54" Conference End w/ Leg Style Options (K)	\$	54"	30"	29"	107
IRK60CEP	60" Conference End w/ Leg Style Options (K)	\$	60"	30"	29"	110
IRK72CEP	72" Conference End w/ Leg Style Options (K)	\$	72"	30"	29"	130

(K) Ships knocked-down (unassembled). Contact your OFG sales representative for more details.

Configuration

Product	Top Laminate	Top Trim Edge Band	Base Leg Style				Table Base Paint Color
IRK48CEP IRK54CEP IRK60CEP IRK72CEP	You must make one selection for each category. For matching Laminates, choose the same laminate code twice. For a Complete List of Laminates, see pp. 58-60						Select one metal base powder coat color. For a Complete List of Metal Base Paints, see p. 61
			◆ B	● Q	● R	● S	
			3" Peninsula Leg	O-Leg Base, Open	O-Leg Base, Closed	Double Peninsula H-Leg	
			No Chrome				

◆ Included in Base Price ● Upgrade Option Available

Core Laminates (Available for Top, Top Trim Edge Band, and Base Laminate selections)

Laminate Name	Code	Laminate Name	Code	Laminate Name	Code	Laminate Name	Code
Black	AG	Neutral White	FG	Grey Elm	GL	Sterling Ash	SA
Fog	AJ	Graystone	FH	Landmarkwood	LW	Shaker Cherry	SK
Beigewood	BG	Mouse	FM	Noble Mahogany	NM	Studio Teak	SU
Biltmore Cherry	BT	Graphite	FN	Pennsylvania Cherry	PC	White-Barn	WH
Dove Grey	DD	Designer White	FP	Fashion Grey	RS	White Twill	WT

How to Order

Select the product number and then add the codes for the desired configuration.
For Example:

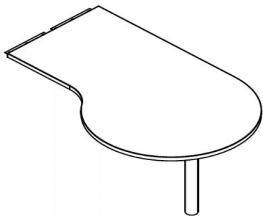
Product	IRK48CEP
Top Laminate	AB
Top Trim Edge Band	AG
Base Leg Style	Q
Table Base Paint Color	27
Product Order Code	
IRK48CEP AB AG Q 27	



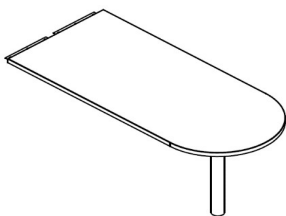
Conference Ends • "P" & "D" End

INTEGRATE R2 Product Features

66" Conference "P" End
w/ 3" Peninsula Leg (B)



66" Conference "D" End
w/ 3" Peninsula Leg (B)









- Field replaceable components
- Easy access leveling
- Durable, high-pressure laminate
- Freestanding modular components
- Metal hardware & leveling hinges
- Engineered wood substrate (1-1/8" work surfaces)
- Work surface supported by steel stiffener bar
- Diameter of "P" = 42"; depth of rectangular section = 30"

Product Number	Description	Price	Product Specifications			
			Overall Dimensions			Weight
IRK66CEPWS	66" Conference "P" End	\$	W	D	H	LB
IRK72CEPWS	72" Conference "P" End	\$	72"	42"	29"	132
IRK54CEDWS	54" Conference "D" End	\$	54"	30"	29"	89
IRK60CEDWS	60" Conference "D" End	\$	60"	30"	29"	92
IRK66CEDWS	66" Conference "D" End	\$	66"	30"	29"	105
IRK72CEDWS	72" Conference "D" End	\$	72"	30"	29"	144

Ships knocked-down (unassembled). Contact your OFG sales representative for more details.

Configuration

Product	Top Laminate	Top Trim Edge Band	Base Leg Style	Table Base Paint Color	Position ("P" End Only)
IRK54CEDWS IRK60CEDWS IRK66CEDWS IRK66CEPWS IRK72CEDWS IRK72CEPWS	You must make one selection for each category. For matching Laminates, choose the same laminate code twice. For a Complete List of Laminates, see pp. 58-60		 ◆ B  ● Q  ● R  ● S	Select one metal base powder coat color. For a Complete List of Metal Base Paints, see p. 61	 Ⓐ Left  Ⓑ Right
No Chrome					

◆ Included in Base Price ● Upgrade Option Available

Core Laminates (Available for Top, Top Trim Edge Band, and Base Laminate selections)

Laminate Name	Code	Laminate Name	Code	Laminate Name	Code	Laminate Name	Code
Black	AG	Neutral White	FG	Grey Elm	GL	Sterling Ash	SA
Fog	AJ	Graystone	FH	Landmarkwood	LW	Shaker Cherry	SK
Beigewood	BG	Mouse	FM	Noble Mahogany	NM	Studio Teak	SU
Biltmore Cherry	BT	Graphite	FN	Pennsylvania Cherry	PC	White-Barn	WH
Dove Grey	DD	Designer White	FP	Fashion Grey	RS	White Twill	WT

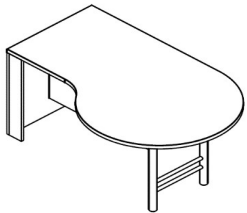
How to Order

Select the product number and then add the codes for the desired configuration. For Example:			
Product	IRK54CEDWS	Base Leg Style	IRK66CEDWS
Top Laminate	AB	Top Laminate	AB
Top Trim Edge Band	AG	Top Trim Edge Band	AG
Base Leg Style	Q	Base Leg Style	Q
Table Base Paint Color	27	Table Base Paint Color	27
Position	R	Product Order Code	
Product Order Code		IRK66CEDWS AB AG Q 27	
IRK54CEDWS AB AG Q 27 R			

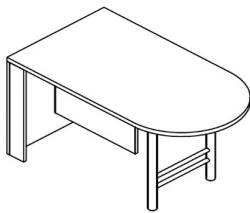


Conference Ends • Free Standing "P" & "D" End

66" Conference "P" End Free Standing
Available w/ H-Leg only



66" Conference "D" End Free Standing
Available w/ H-Leg only



Product Number	Description	Price	Product Specifications			
			Overall Dimensions			Weight
			W	D	H	
IRK66CEPFS	66" Conference "P" End Free Standing	\$	66"	42"	29"	140
IRK72CEPFS	72" Conference "P" End Free Standing	\$	72"	42"	29"	220
IRK54CED	54" Conference "D" End Free Standing	\$	54"	30"	29"	138
IRK60CED	60" Conference "D" End Free Standing	\$	60"	30"	29"	141
IRK66CED	66" Conference "D" End Free Standing	\$	66"	30"	29"	160
IRK72CED	72" Conference "D" End Free Standing	\$	72"	30"	29"	206

Ships knocked-down (unassembled). Contact your OFG sales representative for more details.

Configuration

Product	Top Laminate	Top Trim Edge Band	Base Laminate	Position ("P" End Only)
IRK66CEPFS IRK72CEPFS IRK54CED IRK60CED IRK66CED IRK72CED	You must make one selection for each category. For matching Laminates, choose the same laminate code three times. For a Complete List of Laminates, see pp. 58-60			 Ⓕ Left Ⓖ Right



INTEGRATE R2 Product Features

- Field replaceable components
- Easy access leveling
- Durable, high-pressure laminate
- Freestanding modular components
- Metal hardware & leveling hinges
- Engineered wood substrate (1-1/8" work surfaces)
- Work surface supported by steel stiffener bar
- Diameter of "P" = 42"; depth of rectangular section = 30"
- All Free Standing Conference Ends available with H-Leg option only

How to Order

Select the product number and then add the codes for the desired configuration.
For Example:

Product	IRK66CEPFS
Top Laminate	AB
Top Trim Edge Band	AG
Base Laminate	SK
Position ("P" End Only)	R
Product Order Code	
IRK66CEPFS AB AG SK R	

Core Laminates (Available for Top, Top Trim Edge Band, and Base Laminate selections)

Laminate Name	Code
Black	AG
Fog	AJ
Beigewood	BG
Biltmore Cherry	BT
Dove Grey	DD

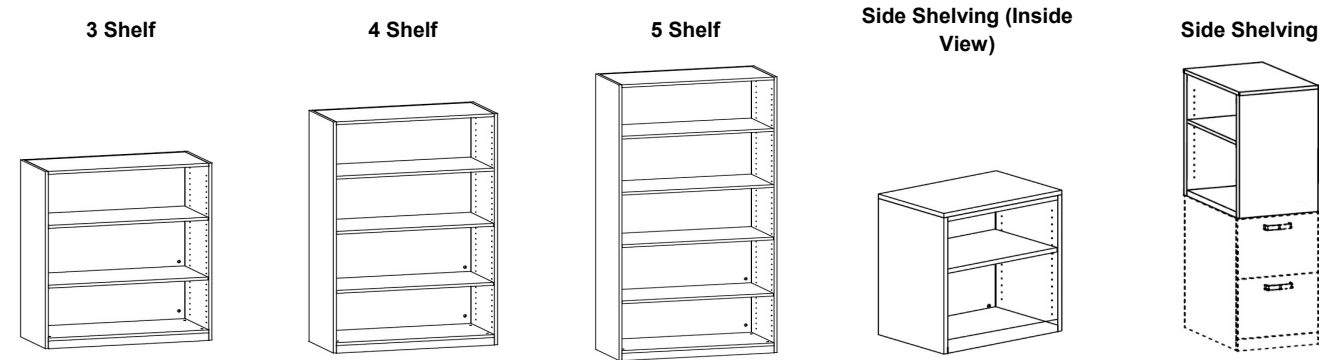
Laminate Name	Code
Neutral White	FG
Graystone	FH
Mouse	FM
Graphite	FN
Designer White	FP

Laminate Name	Code
Grey Elm	GL
Landmarkwood	LW
Noble Mahogany	NM
Pennsylvania Cherry	PC
Fashion Grey	RS

Laminate Name	Code
Sterling Ash	SA
Shaker Cherry	SK
Studio Teak	SU
White-Barn	WH
White Twill	WT

Bookcases & Side Shelving

INTEGRATE R2 Product Features



- Field replaceable components
- Matching and contrasting finishes
- 32mm fabrication system ensures precision construction and assembly
- Durable, high-pressure laminate
- Freestanding modular components
- Metal hardware & leveling hinges
- Engineered wood substrate (3/4" panels)
- Adjustable shelves
- Base and shelf laminate choice will determine edge trim laminate

Product Number	Description	Price	Product Specifications			
			Overall Dimensions			Weight
			W	D	H	LB
IR3BK	Bookcase 3 Shelf	\$	36"	16.3"	41"	145
IR4BK	Bookcase 4 Shelf	\$	36"	16.3"	53.5"	175
IR5BK	Bookcase 5 Shelf	\$	36"	16.3"	65.5"	205
IRK16SS	Side Shelving (for use with IR16PDW or IR16CBCW)	\$	16"	24"	25.5"	80
IRSHELFBK	Shelf (for 36"W Bookcase, includes 4 hanging clips each)	\$	34.5"	15"	0.75"	30
IRSHELFSS	Shelf (for 24"D Bookcase, includes 4 hanging clips each)	\$	15.5"	22.5"	0.75"	25

Ships knocked-down (unassembled). Contact your OFG sales representative for more details.

Configuration

Product	Base Laminate	Shelf Laminate
IR3BK IR4BK IR5BK IRK16SS	You must make one selection for each category. For matching Laminates, choose the same laminate code twice. For a Complete List of Laminates, see pp. 58-60	



For Shelves, choose one shelf laminate only

Core Laminates (Available for Top, Top Trim Edge Band, and Base Laminate selections)

Laminate Name	Code
Black	AG
Fog	AJ
Beigewood	BG
Biltmore Cherry	BT
Dove Grey	DD

Laminate Name	Code
Neutral White	FG
Graystone	FH
Mouse	FM
Graphite	FN
Designer White	FP

Laminate Name	Code
Grey Elm	GL
Landmarkwood	LW
Noble Mahogany	NM
Pennsylvania Cherry	PC
Fashion Grey	RS

Laminate Name	Code
Sterling Ash	SA
Shaker Cherry	SK
Studio Teak	SU
White-Barn	WH
White Twill	WT

How to Order

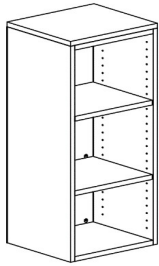
Select the product number and then add the codes for the desired configuration.
For Example:

Product	IR3BK
Base Laminate	AB
Shelf Laminate	AG
Product Order Code	
IR3BK AB AG	

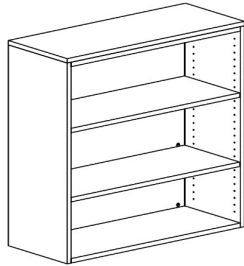


Upper Shelving Units • Open

Upper Shelving Unit,
16" Wide, Open



Upper Shelving Unit, 36"
Wide, Open



Product Number	Description	Price	Product Specifications			
			Overall Dimensions			Weight
			W	D	H	LB
IRK16USO	Upper Shelving Unit, 16" W, Open (Includes 2 Shelves)	\$	16"	14.5"	37"	70
IRK18USO	Upper Shelving Unit, 18" W, Open (Includes 2 Shelves)	\$	18"	14.5"	37"	85
IRK36USO	Upper Shelving Unit, 36" W, Open (Includes 2 Shelves)	\$	36"	14.5"	37"	170

IR16SHELFUS	Shelf (Includes 4 hanging clips each)	\$	14.5"	13.5"	0.75"	18
IR18SHELFUS	Shelf (Includes 4 hanging clips each)	\$	16.5"	13.5"	0.75"	22
IR36SHELFUS	Shelf (Includes 4 hanging clips each)	\$	34.5"	13.5"	0.75"	44

Ships knocked-down (unassembled). Contact your OFG sales representative for more details.

Configuration

Product	Base Laminate	Shelf Laminate
IRK16USO IRK18USO IRK36USO	You must make one selection for each category. For matching Laminates, choose the same laminate code twice. For a Complete List of Laminates, see pp. 58-60	



For Shelves, choose one shelf laminate only

Core Laminates (Available for Top, Top Trim Edge Band, and Base Laminate selections)

Laminate Name	Code
Black	AG
Fog	AJ
Beigewood	BG
Biltmore Cherry	BT
Dove Grey	DD

Laminate Name	Code
Neutral White	FG
Graystone	FH
Mouse	FM
Graphite	FN
Designer White	FP

Laminate Name	Code
Grey Elm	GL
Landmarkwood	LW
Noble Mahogany	NM
Pennsylvania Cherry	PC
Fashion Grey	RS

Laminate Name	Code
Sterling Ash	SA
Shaker Cherry	SK
Studio Teak	SU
White-Barn	WH
White Twill	WT



INTEGRATE R2 Product Features

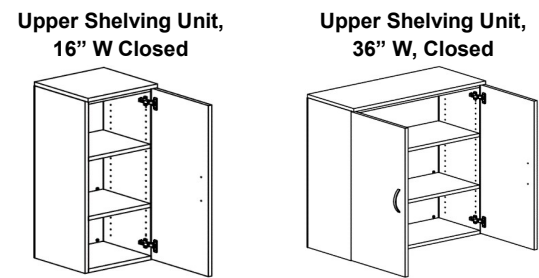
- Field replaceable components
- Matching and contrasting finishes
- 32mm fabrication system ensures precision construction and assembly
- Durable, high-pressure laminate
- Freestanding modular components
- Metal hardware & leveling hinges
- Engineered wood substrate (3/4" panels)
- Adjustable shelves
- Base and shelf laminate choice will determine edge trim laminate

How to Order

Select the product number and then add the codes for the desired configuration.
For Example:

Product	IRK16USO
Base Laminate	AB
Shelf Laminate	AG
Product Order Code	
IRK16USO AB AG	

Upper Shelving Units • Closed



Product Number	Description	Price	Product Specifications			
			Overall Dimensions			Weight
			W	D	H	LB
IR16USC	Upper Shelving Unit, 16" W, Closed (Includes 2 Shelves)	\$	16"	15.4"	37"	80
IR18USC	Upper Shelving Unit, 18" W, Closed (Includes 2 Shelves)	\$	18"	15.4"	37"	90
IR24USC	Upper Shelving Unit, 24" W, Closed (Includes 2 Shelves)	\$	24"	15.4"	37"	215
IR36USC	Upper Shelving Unit, 36" W, Closed (Includes 2 Shelves)	\$	36"	15.4"	37"	145

IR16SHELFUS	Shelf (Includes 4 hanging clips each)	\$	14.5"	13.5"	0.75"	18
IR18SHELFUS	Shelf (Includes 4 hanging clips each)	\$	16.5"	13.5"	0.75"	22
IR36SHELFUS	Shelf (Includes 4 hanging clips each)	\$	34.5"	13.5"	0.75"	44

Ships knocked-down (unassembled). Contact your OFG sales representative for more details.

Configuration

Product	Base Laminate	Door Hand Position (Single Door Models Only)	Pull Style
IR16USC IR18USC IR24USC IR36USC	<div>You must make one selection for Base Laminate.</div> <div>For a Complete List of Laminates, see pp. 58-60</div>	<div> Ⓐ Left</div> <div> Ⓑ Right</div>	<div> BN1 Brushed Nickel Arch</div> <div> BN2 Brushed Nickel Bar</div> <div> BN3 Brushed Nickel Modern</div>

For Shelves, choose one shelf laminate only

Core Laminates (Available for Top, Top Trim Edge Band, and Base Laminate selections)

Laminate Name	Code
Black	AG
Fog	AJ
Beigewood	BG
Biltmore Cherry	BT
Dove Grey	DD

Laminate Name	Code
Neutral White	FG
Graystone	FH
Mouse	FM
Graphite	FN
Designer White	FP

Laminate Name	Code
Grey Elm	GL
Landmarkwood	LW
Noble Mahogany	NM
Pennsylvania Cherry	PC
Fashion Grey	RS

Laminate Name	Code
Sterling Ash	SA
Shaker Cherry	SK
Studio Teak	SU
White-Barn	WH
White Twill	WT

INTEGRATE R2 Product Features

- Field replaceable components
- 32mm fabrication system ensures precision construction and assembly
- Durable, high-pressure laminate
- Metal hardware
- Engineered wood substrate (3/4" panels)
- Adjustable shelves
- Soft-close hinges

How to Order

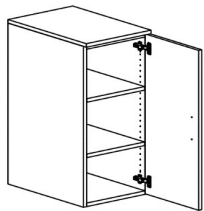
Select the product number and then add the codes for the desired configuration.
For Example:

Product	IR16USC
Base Laminate	AB
Door Hand Position (Single)	R
Pull Style	BN1
Product Order Code	
IR16USC AB R BN1	

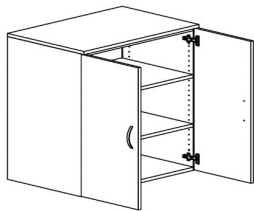


Upper Shelving Units • 24" Depth

Upper Shelving Unit, 16"W
x 24"D, Closed



Upper Shelving Unit, 36"W
x 24"D, Closed



Product Number	Description	Price	Product Specifications			
			Overall Dimensions			Weight
			W	D	H	LB
IR1624USC	Upper Shelving Unit, 16"W x 24"D, Closed (Includes 2 Shelves)	\$	16"	24.1"	37"	118
IR1824USC	Upper Shelving Unit, 18"W x 24"D, Closed (Includes 2 Shelves)	\$	18"	24.1"	37"	140
IR3624USC	Upper Shelving Unit, 36"W x 24"D, Closed (Includes 2 Shelves)	\$	36"	24.1"	37"	180

IR1624SHELFUS	Shelf (Includes 4 hanging clips each)	\$	14.5"	23.5"	0.75"	20
IR1824SHELFUS	Shelf (Includes 4 hanging clips each)	\$	16.5"	23.5"	0.75"	20
IR3624SHELFUS	Shelf (Includes 4 hanging clips each)	\$	34.5"	23.5"	0.75"	30

Ships knocked-down (unassembled). Contact your OFG sales representative for more details.

Configuration			
Product	Base Laminate	Door Hand Position (Single Door Models Only)	Pull Style
IR1624USC IR1824USC IR3624USC	You must make one selection for Base Laminate. For a Complete List of Laminates, see pp. 58-60	 Ⓐ Left Ⓑ Right	 BN1 Brushed Nickel Arch BN2 Brushed Nickel Bar BN3 Brushed Nickel Modern

For Shelves, choose one shelf laminate only

Core Laminates (Available for Top, Top Trim Edge Band, and Base Laminate selections)

Laminate Name	Code
Black	AG
Fog	AJ
Beigewood	BG
Biltmore Cherry	BT
Dove Grey	DD

Laminate Name	Code
Neutral White	FG
Graystone	FH
Mouse	FM
Graphite	FN
Designer White	FP

Laminate Name	Code
Grey Elm	GL
Landmarkwood	LW
Noble Mahogany	NM
Pennsylvania Cherry	PC
Fashion Grey	RS

Laminate Name	Code
Sterling Ash	SA
Shaker Cherry	SK
Studio Teak	SU
White-Barn	WH
White Twill	WT



INTEGRATE R2 Product Features

- Field replaceable components
- 32mm fabrication system ensures precision construction and assembly
- Durable, high-pressure laminate
- Metal hardware
- Engineered wood substrate (3/4" panels)
- Adjustable shelves
- Soft-close hinges

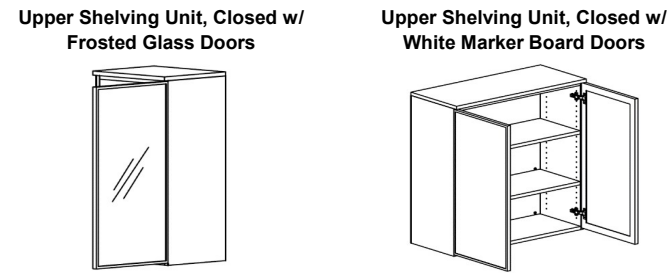
How to Order

Select the product number and then add the codes for the desired configuration. For Example:

Product	IR1624USC
Base Laminate	AB
Door Hand Position (Single	R
Pull Style	BN1
Product Order Code	
IR1624USC AB R BN1	

Upper Shelving Units • 15" Depth • Frosted Glass/Marker Board Doors

INTEGRATE R2 Product Features

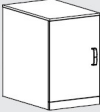



- Field replaceable components
- 32mm fabrication system ensures precision construction and assembly
- Durable, high-pressure laminate
- Metal hardware
- Engineered wood substrate (3/4" panels)
- Adjustable shelves
- Soft-close hinges
- Brush aluminum frame glass/ marker board doors

Product Number	Description	Price	Product Specifications			
			Overall Dimensions			Weight
			W	D	H	LB
IR18USCG	Upper Shelving Unit, 18" x 15", Closed w/ Frosted Glass Doors (Includes 2 Shelves)	\$	18"	15.4"	36"	115
IR18USCMB	Upper Shelving Unit, 18" x 15", Closed w/ White Marker Board Doors (Includes 2 Shelves)	\$	18"	15.4"	36"	100
IR36USCG	Upper Shelving Unit, 36" x 15", Closed w/ Frosted Glass Doors (Includes 2 Shelves)	\$	36"	15.4"	36"	150
IR36USCMB	Upper Shelving Unit, 36" x 15", Closed w/ White Marker Board Doors (Includes 2 Shelves)	\$	36"	15.4"	36"	140
IR18SHELFUS	Shelf (Includes 4 hanging clips each) ⓘ	\$	16.5"	13.5"	0.75"	22
IR36SHELFUS	Shelf (Includes 4 hanging clips each) ⓘ	\$	34.5"	13.5"	0.75"	44

ⓘ Ships knocked-down (unassembled). Contact your OFG sales representative for more details.

Configuration

Product	Base Laminate	Door Hand Position (Single Door Models Only)
IR18USCG IR18USCMB IR36USCG IR36USCMB	<div>You must make one selection for Base Laminate.</div> <div>For a Complete List of Laminates, see pp. 58-60</div>	<div> Ⓕ Left</div> <div> Ⓖ Right</div>

➡

For Shelves, choose one shelf laminate only

Core Laminates (Available for Top, Top Trim Edge Band, and Base Laminate selections)

Laminate Name	Code	Laminate Name	Code	Laminate Name	Code	Laminate Name	Code
Black	AG	Neutral White	FG	Grey Elm	GL	Sterling Ash	SA
Fog	AJ	Graystone	FH	Landmarkwood	LW	Shaker Cherry	SK
Beigewood	BG	Mouse	FM	Noble Mahogany	NM	Studio Teak	SU
Biltmore Cherry	BT	Graphite	FN	Pennsylvania Cherry	PC	White-Barn	WH
Dove Grey	DD	Designer White	FP	Fashion Grey	RS	White Twill	WT



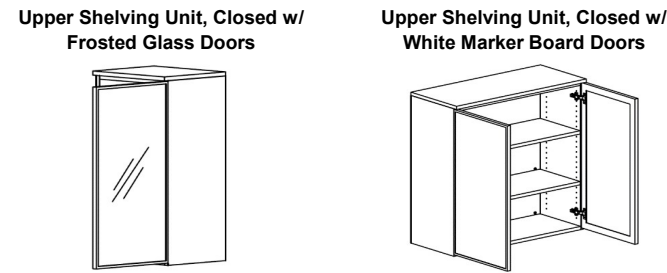
How to Order

Select the product number and then add the codes for the desired configuration.
For Example:

Product	IR18USCG
Base Laminate	AB
Door Hand Position (Single)	R
Product Order Code	
IR18USCG AB R	

Upper Shelving Units • 24" Depth • Frosted Glass/Marker Board Doors

INTEGRATE R2 Product Features

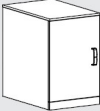



- Field replaceable components
- 32mm fabrication system ensures precision construction and assembly
- Durable, high-pressure laminate
- Metal hardware
- Engineered wood substrate (3/4" panels)
- Adjustable shelves
- Soft-close hinges
- Brush aluminum frame glass/ marker board doors

Product Number	Description	Price	Product Specifications			
			Overall Dimensions			Weight
			W	D	H	LB
IR1824USCG	Upper Shelving Unit, 18" x 24", Closed w/ Frosted Glass Doors (Includes 2 Shelves)	\$	18"	24.1"	36"	140
IR1824USCMB	Upper Shelving Unit, 18" x 24", Closed w/ White Marker Board Doors (Includes 2 Shelves)	\$	18"	24.1"	36"	140
IR3624USCG	Upper Shelving Unit, 36" x 24", Closed w/ Frosted Glass Doors (Includes 2 Shelves)	\$	36"	24.1"	36"	195
IR3624USCMB	Upper Shelving Unit, 36" x 24", Closed w/ White Marker Board Doors (Includes 2 Shelves)	\$	36"	24.1"	36"	195
IR1824SHELFUS	Shelf (Includes 4 hanging clips each) ⓘ	\$	16.5"	23.5"	0.75"	20
IR3624SHELFUS	Shelf (Includes 4 hanging clips each) ⓘ	\$	34.5"	23.5"	0.75"	30

ⓘ Ships knocked-down (unassembled). Contact your OFG sales representative for more details.

Configuration

Product	Base Laminate	Door Hand Position (Single Door Models Only)
IR1824USCG IR1824USCMB IR3624USCG IR3624USCMB	<div>You must make one selection for Base Laminate.</div> <div>For a Complete List of Laminates, see pp. 58-60</div>	<div> Ⓘ Left</div> <div> Ⓡ Right</div>

For Shelves, choose one shelf laminate only

Core Laminates (Available for Top, Top Trim Edge Band, and Base Laminate selections)

Laminate Name	Code
Black	AG
Fog	AJ
Beigewood	BG
Biltmore Cherry	BT
Dove Grey	DD

Laminate Name	Code
Neutral White	FG
Graystone	FH
Mouse	FM
Graphite	FN
Designer White	FP

Laminate Name	Code
Grey Elm	GL
Landmarkwood	LW
Noble Mahogany	NM
Pennsylvania Cherry	PC
Fashion Grey	RS

Laminate Name	Code
Sterling Ash	SA
Shaker Cherry	SK
Studio Teak	SU
White-Barn	WH
White Twill	WT

How to Order

Select the product number and then add the codes for the desired configuration.
For Example:

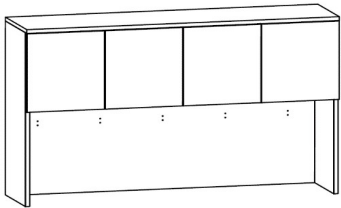
Product	IR1824USCG
Base Laminate	AB
Door Hand Position (Single)	R
Product Order Code	
IR1824USCG AB R	



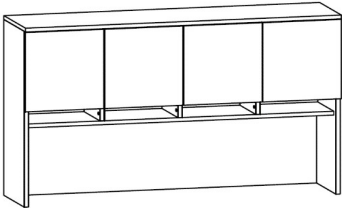
Overheads • Closed Full Back w/ Solid Doors

INTEGRATE R2 Product Features

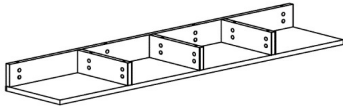
60" Overhead, Closed Full Back, w/ Solid Doors



60" Overhead, Closed Full Back, w/ Solid Doors and Paper Management



60" Paper Management (add on)


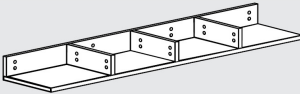


- Field replaceable components
- Wire/ cable management
- 32mm fabrication system ensures precision construction and assembly
- Durable, high-pressure laminate
- Metal hardware
- Engineered wood substrate (1-1/8" work surfaces, 3/4" panels)
- Soft-close hinges

Product Number	Description	Price	Product Specifications			
			Overall Dimensions			Weight
			W	D	H	LB
IR36OHCFB	36" Overhead, Closed Full Back, w/ Solid Doors	\$	36"	15.4"	36.5"	135
IR42OHCFB	42" Overhead, Closed Full Back, w/ Solid Doors	\$	42"	15.4"	36.5"	160
IR60OHCFB	60" Overhead, Closed Full Back, w/ Solid Doors	\$	60"	15.4"	36.5"	175
IR66OHCFB	66" Overhead, Closed Full Back, w/ Solid Doors	\$	66"	15.4"	36.5"	200
IR72OHCFB	72" Overhead, Closed Full Back, w/ Solid Doors	\$	72"	15.4"	36.5"	215
Paper Management (add-on, or purchase separately)						
IR60PM	60" Paper Management	\$	58.6"	12.1"	4.5"	45
IR66PM	66" Paper Management	\$	64.6"	12.1"	4.5"	50
IR72PM	72" Paper Management	\$	70.6"	12.1"	4.5"	55

Note: Paper Management is **NOT** available on 36" or 42" Overheads

Configuration

Product	Base Laminate	Optional Door Locks (These options only available on 60" and wider)	Optional Paper Management
IR36OHCFB IR42OHCFB IR60OHCFB IR66OHCFB IR72OHCFB	Make one selection for Base Laminate. For a Complete List of Laminates, see pp. 58-60	 ◆ (-) ● K No Lock w/ Lock (No additional code needed)	 N Y No Paper Management w/ Paper Management (add price above)

For separately-purchased Paper Management, choose Base Laminate only
◆ Included in Base Price ● Upgrade Option Available

Core Laminates (Available for Top, Top Trim Edge Band, and Base Laminate selections)

Laminate Name	Code
Black	AG
Fog	AJ
Beigewood	BG
Biltmore Cherry	BT
Dove Grey	DD

Laminate Name	Code
Neutral White	FG
Graystone	FH
Mouse	FM
Graphite	FN
Designer White	FP

Laminate Name	Code
Grey Elm	GL
Landmarkwood	LW
Noble Mahogany	NM
Pennsylvania Cherry	PC
Fashion Grey	RS

Laminate Name	Code
Sterling Ash	SA
Shaker Cherry	SK
Studio Teak	SU
White-Barn	WH
White Twill	WT

How to Order

Select the product number and then add the codes for the desired configuration.
For Example:

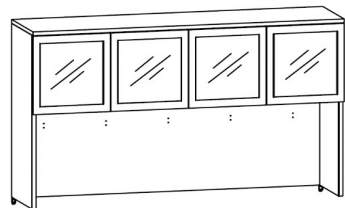
Product	IR72OHCFB
Base Laminate	AB
Door Locks	Y
Paper Management	Y
Product Order Code	
IR72OHCFB AB Y Y	



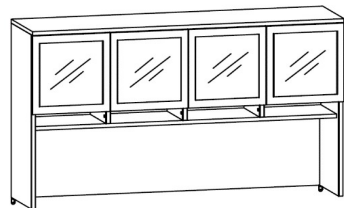
Overheads • Closed Full Back w/ Frosted Glass Doors

INTEGRATE R2 Product Features

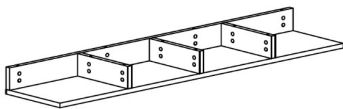
60" Overhead, Closed Full Back, w/ Frosted Glass Doors



60" Overhead, Closed Full Back, w/ Frosted Glass Doors and Paper Management



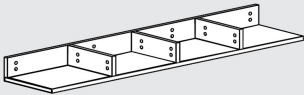
60" Paper Management (add on)



- Field replaceable components
- Wire/ cable management
- 32mm fabrication system ensures precision construction and assembly
- Durable, high-pressure laminate
- Metal hardware
- Engineered wood substrate (1-1/8" work surfaces, 3/4" panels)
- Soft-close hinges

Product Number	Description	Price	Product Specifications			
			Overall Dimensions			Weight
			W	D	H	LB
IR60OHCFBG	60" Overhead, Closed Full Back, w/ Frosted Glass Doors	\$	60"	15.4"	36.5"	175
IR66OHCFBG	66" Overhead, Closed Full Back, w/ Frosted Glass Doors	\$	66"	15.4"	36.5"	200
IR72OHCFBG	72" Overhead, Closed Full Back, w/ Frosted Glass Doors	\$	72"	15.4"	36.5"	215
Paper Management (add-on, or purchase separately)						
IR60PM	60" Paper Management	\$	58.6"	12.1"	4.5"	45
IR66PM	66" Paper Management	\$	64.6"	12.1"	4.5"	50
IR72PM	72" Paper Management	\$	70.6"	12.1"	4.5"	55

Configuration

Product	Base Laminate	Optional Paper Management
IR60OHCFBG IR66OHCFBG IR72OHCFBG	Make one selection for Base Laminate. For a Complete List of Laminates, see pp. 58-60	 <div>N Y</div> <div>No Paper Management w/ Paper Management (add price above)</div>

For separately-purchased Paper Management, choose Base Laminate only

How to Order

Select the product number and then add the codes for the desired configuration. For Example:	
Product	IR60OHCFBG
Base Laminate	AB
Paper Management	Y
Product Order Code	
IR60OHCFBG AB Y	

Core Laminates (Available for Top, Top Trim Edge Band, and Base Laminate selections)

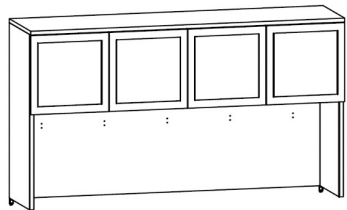
Laminate Name	Code	Laminate Name	Code	Laminate Name	Code	Laminate Name	Code
Black	AG	Neutral White	FG	Grey Elm	GL	Sterling Ash	SA
Fog	AJ	Graystone	FH	Landmarkwood	LW	Shaker Cherry	SK
Beigewood	BG	Mouse	FM	Noble Mahogany	NM	Studio Teak	SU
Biltmore Cherry	BT	Graphite	FN	Pennsylvania Cherry	PC	White-Barn	WH
Dove Grey	DD	Designer White	FP	Fashion Grey	RS	White Twill	WT



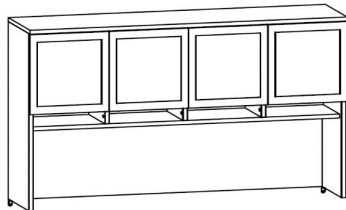
Overheads • Closed Full Back w/ White Marker Board Doors

INTEGRATE R2 Product Features

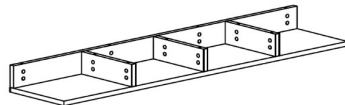
60" Overhead, Closed Full Back, w/ White Marker Board Doors



60" Overhead, Closed Full Back, w/ White Marker Board Doors and Paper Management



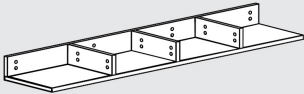
60" Paper Management (add on)



- Field replaceable components
- Wire/ cable management
- 32mm fabrication system ensures precision construction and assembly
- Durable, high-pressure laminate
- Metal hardware
- Engineered wood substrate (1-1/8" work surfaces, 3/4" panels)
- Soft-close hinges

Product Number	Description	Price	Product Specifications			
			Overall Dimensions			Weight
			W	D	H	LB
IR60OHCFBM	60" Overhead, Closed Full Back, w/ White Marker Board Doors	\$	60"	15.4"	36.5"	175
IR66OHCFBM	66" Overhead, Closed Full Back, w/ White Marker Board Doors	\$	66"	15.4"	36.5"	200
IR72OHCFBM	72" Overhead, Closed Full Back, w/ White Marker Board Doors	\$	72"	15.4"	36.5"	210
Paper Management (add-on, or purchase separately)						
IR60PM	60" Paper Management	\$	58.6"	12.1"	4.5"	45
IR66PM	66" Paper Management	\$	64.6"	12.1"	4.5"	50
IR72PM	72" Paper Management	\$	70.6"	12.1"	4.5"	55

Configuration

Product	Base Laminate	Optional Paper Management
IR60OHCFBM IR66OHCFBM IR72OHCFBM	Make one selection for Base Laminate. For a Complete List of Laminates, see pp. 58-60	 <div>N Y</div> <div>No Paper Management w/ Paper Management (add price above)</div>

For separately-purchased Paper Management, choose Base Laminate only

How to Order

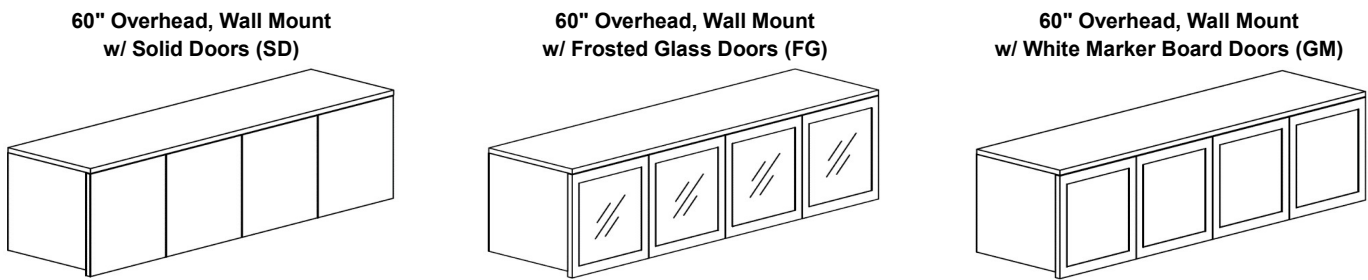
Select the product number and then add the codes for the desired configuration. For Example:	
Product	IR60OHCFBM
Base Laminate	AB
Paper Management	Y
Product Order Code	
IR60OHCFBM AB Y	

Core Laminates (Available for Top, Top Trim Edge Band, and Base Laminate selections)

Laminate Name	Code	Laminate Name	Code	Laminate Name	Code	Laminate Name	Code
Black	AG	Neutral White	FG	Grey Elm	GL	Sterling Ash	SA
Fog	AJ	Graystone	FH	Landmarkwood	LW	Shaker Cherry	SK
Beigewood	BG	Mouse	FM	Noble Mahogany	NM	Studio Teak	SU
Biltmore Cherry	BT	Graphite	FN	Pennsylvania Cherry	PC	White-Barn	WH
Dove Grey	DD	Designer White	FP	Fashion Grey	RS	White Twill	WT



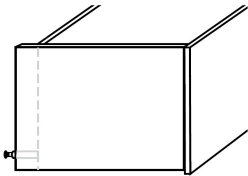
Overheads • Wall Mount



Product Number	Description	Price	Product Specifications			
			Overall Dimensions			Weight
			W	D	H	LB
IR60OHWM	60" Overhead, Wall Mount	\$	60"	15.4"	16.5"	175
IR66OHWM	66" Overhead, Wall Mount	\$	66"	15.4"	16.5"	185
IR72OHWM	72" Overhead, Wall Mount	\$	72"	15.4"	16.5"	195

INTEGRATE R2 Product Features

- Field replaceable components
 - Wire/ cable management
 - 32mm fabrication system ensures precision construction and assembly
 - Durable, high-pressure laminate
 - Metal hardware
 - Engineered wood substrate (1-1/8" work surfaces, 3/4" panels)
- Nylon-capped leveling glides
 - Nylon leveling mechanism
 - Soft-close hinges
 - Leveling Mechanism Aids in level mounting of Overhead, Wall Mount



Configuration

Product	Base Laminate	Door Option (Choose One)				Optional Door Locks (Available on Solid Doors only)
IR60OHWM IR66OHWM IR72OHWM	Make one selection for Base Laminate. For a Complete List of Laminates, see pp. 58-60		Solid Door (SD)	Frosted Glass (FG)	Marker Board (GM)	 ◆ (-) ● K No Lock (No additional code needed) w/ Lock
		60"	◆	●	●	
		66"	◆	●	●	
		72"	◆	●	●	

◆ Included in Base Price ● Upgrade Option Available

How to Order

Select the product number and then add the codes for the desired configuration.
For Example:

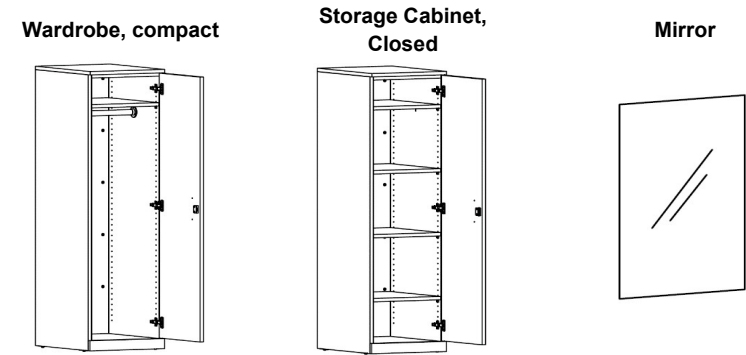
Product	IR60OHWM
Base Laminate	AB
Door Option	SD
Door Locks	K
Product Order Code	
IR60OHWM AB SD K	

Core Laminates (Available for Top, Top Trim Edge Band, and Base Laminate selections)


Laminate Name	Code	Laminate Name	Code	Laminate Name	Code	Laminate Name	Code
Black	AG	Neutral White	FG	Grey Elm	GL	Sterling Ash	SA
Fog	AJ	Graystone	FH	Landmarkwood	LW	Shaker Cherry	SK
Beigewood	BG	Mouse	FM	Noble Mahogany	NM	Studio Teak	SU
Biltmore Cherry	BT	Graphite	FN	Pennsylvania Cherry	PC	White-Barn	WH
Dove Grey	DD	Designer White	FP	Fashion Grey	RS	White Twill	WT




Wardrobes & Storage Cabinet

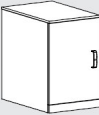






Product Number	Description	Price	Product Specifications			
			Overall Dimensions			Weight
			W	D	H	LB
IR1854WR	Wardrobe, compact (Includes 1 shelf & closet rod)	\$	18"	24"	53"	140
IR1867WR	Wardrobe, compact (Includes 1 shelf & closet rod)	\$	18"	24"	65.5"	215
IR1867SCC	Storage Cabinet, Closed (Includes 4 shelves)	\$	18"	24"	65.5"	215

Optional add-ons for these Wardrobes and Storage Cabinets						
MIR0022	Mirror (optional, field installed)	\$	12"	0.125"	20"	3.25
IRSHELFWR	Shelf (includes 4 hanging clips each) 	\$	16.5"	22.5"	0.75"	20

 Ships knocked-down (unassembled). Contact your OFG sales representative for more details.

Configuration

Product	Base Laminate	Door Hand Position	Pull Style
IR1854WR IR1867WR IR1867SCC	You must make one selection for Base Laminate. For a Complete List of Laminates, see pp. 58-60	 Ⓛ Left  Ⓡ Right	 BN1 Brushed Nickel Arch  BN2 Brushed Nickel Bar  BN3 Brushed Nickel Modern

For Shelves, choose one shelf laminate only

Core Laminates (Available for Top, Top Trim Edge Band, and Base Laminate selections)

Laminate Name	Code
Black	AG
Fog	AJ
Beigewood	BG
Biltmore Cherry	BT
Dove Grey	DD

Laminate Name	Code
Neutral White	FG
Graystone	FH
Mouse	FM
Graphite	FN
Designer White	FP

Laminate Name	Code
Grey Elm	GL
Landmarkwood	LW
Noble Mahogany	NM
Pennsylvania Cherry	PC
Fashion Grey	RS

Laminate Name	Code
Sterling Ash	SA
Shaker Cherry	SK
Studio Teak	SU
White-Barn	WH
White Twill	WT



INTEGRATE R2 Product Features

- Field replaceable components
- Matching and contrasting finishes
- Easy access leveling
- Nylon-capped leveling glides
- 32mm fabrication system ensures precision construction and assembly
- Durable, high-pressure laminate
- Freestanding modular components
- Metal hardware & leveling hinges
- Engineered wood substrate (1-1/8" work surfaces, 3/4" vertical panels and 3/4" tops on freestanding components)
- Soft-close hinges

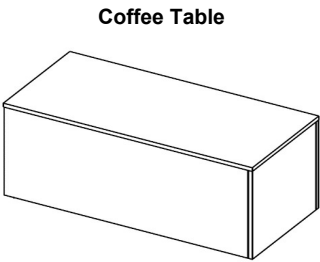
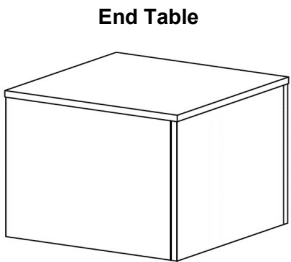
How to Order

Select the product number and then add the codes for the desired configuration.
For Example:

Product	IR1854WR
Base Laminate	AB
Door Hand Position	R
Pull Style	BN1
Product Order Code	
IR1854WR AB R BN1	

End Tables & Coffee Table

INTEGRATE R2 Product Features



- 32mm fabrication system ensures precision construction and assembly
- Durable, high-pressure laminate
- Freestanding modular components
- Nylon-capped leveling glides
- Metal hardware & leveling hinges
- Engineered wood substrate (3/4" panels)

Product Number	Description	Price	Product Specifications			
			Overall Dimensions			Weight
IRK1822ET	End Table	\$	18"	22"	20"	60
IRK22ET	End Table	\$	22"	22"	18"	70
IRK4822CFTB	Coffee Table	\$	48"	22"	18"	80

Ships knocked-down (unassembled). Contact your OFG sales representative for more details.

Configuration

Product	Top Laminate	Top Trim Edge Band	Base Laminate
IRK1822ET	<div>You must make one selection for each category. For matching Laminates, choose the same laminate code three times.</div> <div>For a Complete List of Laminates, see pp. 58-60</div>		
IRK22ET			
IRK4822CFTB			



How to Order

Select the product number and then add the codes for the desired configuration. For Example:

Product	IRK1822ET
Top Laminate	AB
Top Trim Edge Band	AG
Base Laminate	BK
Product Order Code	
IRK1822ET AB AG BK	

Core Laminates (Available for Top, Top Trim Edge Band, and Base Laminate selections)

Laminate Name	Code
Black	AG
Fog	AJ
Beigewood	BG
Biltmore Cherry	BT
Dove Grey	DD

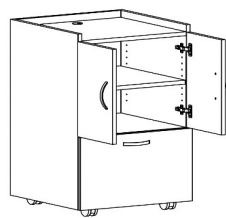
Laminate Name	Code
Neutral White	FG
Graystone	FH
Mouse	FM
Graphite	FN
Designer White	FP

Laminate Name	Code
Grey Elm	GL
Landmarkwood	LW
Noble Mahogany	NM
Pennsylvania Cherry	PC
Fashion Grey	RS

Laminate Name	Code
Sterling Ash	SA
Shaker Cherry	SK
Studio Teak	SU
White-Barn	WH
White Twill	WT





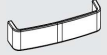
Mobile Supply Cart



Product Number	Description	Price	Product Specifications			
			Overall Dimensions			Weight
			W	D	H	LB
IR2436MSY	Mobile Supply Cart	\$	24"	24"	36"	140

- 2 Locking Casters
- Adjustable Shelf
- Field replaceable components
- 32mm fabrication system ensures precision construction and assembly
- Durable, high-pressure laminate
- Birch plywood drawer construction
- Engineered wood substrate (3/4" panels)

Configuration

Product	Base Laminate	Pull Style
IR2436MSY	<p>You must make one selection for Base Laminate.</p> <p>For a Complete List of Laminates, see pp. 58-60</p>	 BN1 Brushed Nickel Arch
		 BN2 Brushed Nickel Bar
		 BN3 Brushed Nickel Modern

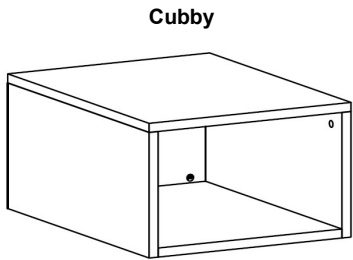


How to Order

Select the product number and then add the codes for the desired configuration. For Example:	
Product	IR2436MSY
Base Laminate	AB
Pull Style	BN2
Product Order Code	
IR2436MSY AB BN2	

Core Laminates (Available for Top, Top Trim Edge Band, and Base Laminate selections)

Laminate Name	Code	Laminate Name	Code	Laminate Name	Code	Laminate Name	Code
Black	AG	Neutral White	FG	Grey Elm	GL	Sterling Ash	SA
Fog	AJ	Graystone	FH	Landmarkwood	LW	Shaker Cherry	SK
Beigewood	BG	Mouse	FM	Noble Mahogany	NM	Studio Teak	SU
Biltmore Cherry	BT	Graphite	FN	Pennsylvania Cherry	PC	White-Barn	WH
Dove Grey	DD	Designer White	FP	Fashion Grey	RS	White Twill	WT



- Field replaceable components
- 32mm fabrication system ensures precision construction and assembly
- Durable, high-pressure laminate
- Birch plywood drawer construction
- Engineered wood substrate (3/4" panels)

Product Number	Description	Price	Product Specifications			
			Overall Dimensions			Weight
			W	D	H	LB
IRK1824CUBO	Cubby	\$	18"	24"	12"	40

Ships knocked-down (unassembled). Contact your OFG sales representative for more details.

Configuration

Product	Base Laminate
IRK1824CUBO	<div>Make one selection for Base Laminate.</div> <div>For a Complete List of Laminates, see pp. 58-60</div>



How to Order

Select the product number and then add the codes for the desired configuration.
For Example:

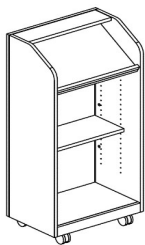
Product	IRK1824CUBO
Base Laminate	AB
Product Order Code	
IRK1824CUBO AB	

Core Laminates (Available for Top, Top Trim Edge Band, and Base Laminate selections)

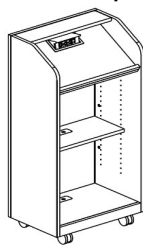
Laminate Name	Code	Laminate Name	Code	Laminate Name	Code	Laminate Name	Code
Black	AG	Neutral White	FG	Grey Elm	GL	Sterling Ash	SA
Fog	AJ	Graystone	FH	Landmarkwood	LW	Shaker Cherry	SK
Beigewood	BG	Mouse	FM	Noble Mahogany	NM	Studio Teak	SU
Biltmore Cherry	BT	Graphite	FN	Pennsylvania Cherry	PC	White-Barn	WH
Dove Grey	DD	Designer White	FP	Fashion Grey	RS	White Twill	WT

Podiums

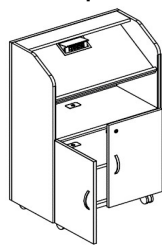
24"W x 48"H Podium,
Freestanding



24"W x 48"H Podium,
Freestanding w/
Power Up






32"W x 48"H Podium,
Freestanding w/ Power
Up



Product Number	Description	Price	Product Specifications			
			Overall Dimensions			Weight
			W	D	H	LB
IR2448FP	24"W x 48"H Podium, Freestanding (Mobile)	\$	24"	16"	48"	115
IR2448FHL	24"W x 48"H Podium, Freestanding w/ Power Up (Mobile) See sidebar for details	\$	24"	16"	48"	115
IR3248FHL	32"W x 48"H Podium, Freestanding w/ Power Up (Mobile) See sidebar for details	\$	32"	16"	48"	155

Configuration

Product	Base Laminate	Pull Style (Available on IR3248FHL only)
IR2448FP IR2448FHL IR3248FHL	You must make one selection for Base Laminate. For a Complete List of Laminates, see pp. 58-60	<div></div> <div></div> <div></div> <div>BN1BN2BN3</div> <div>Brushed Nickel ArchBrushed Nickel BarBrushed Nickel Modern</div>



Core Laminates (Available for Top, Top Trim Edge Band, and Base Laminate selections)

Laminate Name	Code
Black	AG
Fog	AJ
Beigewood	BG
Biltmore Cherry	BT
Dove Grey	DD

Laminate Name	Code
Neutral White	FG
Graystone	FH
Mouse	FM
Graphite	FN
Designer White	FP

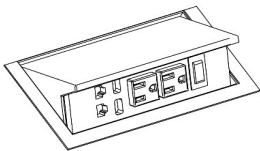
Laminate Name	Code
Grey Elm	GL
Landmarkwood	LW
Noble Mahogany	NM
Pennsylvania Cherry	PC
Fashion Grey	RS

Laminate Name	Code
Sterling Ash	SA
Shaker Cherry	SK
Studio Teak	SU
White-Barn	WH
White Twill	WT



INTEGRATE R2 Product Features


- 2 Locking Casters
- Pencil Lip to hold notes and writing instruments
- Adjustable Shelf
- Field replaceable components
- 32mm fabrication system ensures precision construction and assembly
- Durable, high-pressure laminate
- Engineered wood substrate (3/4" panels)
- Flip-up, Multi Receptacle Extension Box includes 2, 3-prong grounded electrical outlets, 2 connectors for USB powered devices, 1 universal LAN data port, 1 phone port and a reset switch (includes 10' power cord)



How to Order

Select the product number and then add the codes for the desired configuration. For Example:	
Product	IR3248FHL
Base Laminate	AB
Pull Style	BN2
Product Order Code	
IR3248FHL AB BN2	

Marker Board w/ Marker Tray



- Field replaceable components
- 32mm fabrication system ensures precision construction and assembly
- Durable, high-pressure laminate
- Engineered wood substrate (3/4" panels)

Product Number	Description	Price	Product Specifications			
			Overall Dimensions			Weight
			W	D	H	LB
IRMBT3048	Marker Board w/ Marker Tray	\$	48"	3"	30"	60

How to Order

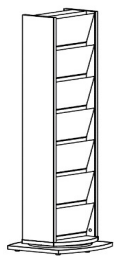
Select the product number and then add the codes for the desired configuration.
For Example:

Product	IRMBT3048
Product Order Code	
IRMBT3048	

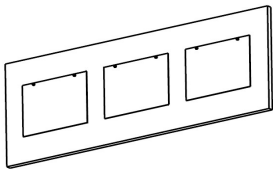
Magazine Rack & Wall Calendar

INTEGRATE R2 Product Features

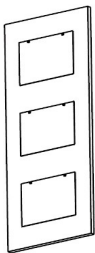
Magazine Rack



Wall Calendar
(Displayed Horizontally)



Wall Calendar
(Displayed Vertically)



Product Number	Description	Price	Product Specifications			
			Overall Dimensions			Weight
			W	D	H	LB
IR5217MAGRACK	Magazine Rack	\$	17"	17"	52.5"	80
IRK1747WCAL	Wall Calendar	\$	17"	0.75"	47"	20

Wall Calendar dimensions are when calendar is displayed vertically

- Field replaceable components
- Easy access Leveling
- 32mm fabrication system ensures precision construction and assembly
- Durable, high-pressure laminate
- Freestanding modular components
- Metal hardware & leveling hinges
- Engineered wood substrate

- Magazine Rack**
- 2-sided with 7 clear Plexiglas slots on each side (total = 14)
 - Slot panels in clear Plexiglas only
 - Rotating base with nylon capped leveling glides

- Wall Calendar**
- Can be displayed horizontally or vertically

Configuration

Product	Base Laminate
IR5217MAGRACK IRK1747WCAL	Make one selection for Base Laminate. For a Complete List of Laminates, see pp. 58-60



How to Order

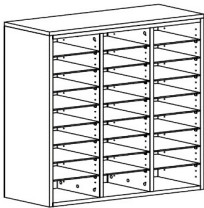
Select the product number and then add the codes for the desired configuration. For Example:

Product	IR5217MAGRACK
Base Laminate	AB
Product Order Code	
IR5217MAGRACK AB	

Core Laminates (Available for Top, Top Trim Edge Band, and Base Laminate selections)

Laminate Name	Code	Laminate Name	Code	Laminate Name	Code	Laminate Name	Code
Black	AG	Neutral White	FG	Grey Elm	GL	Sterling Ash	SA
Fog	AJ	Graystone	FH	Landmarkwood	LW	Shaker Cherry	SK
Beigewood	BG	Mouse	FM	Noble Mahogany	NM	Studio Teak	SU
Biltmore Cherry	BT	Graphite	FN	Pennsylvania Cherry	PC	White-Barn	WH
Dove Grey	DD	Designer White	FP	Fashion Grey	RS	White Twill	WT

Mail Sorter



Product Number	Description	Price	Product Specifications			
			Overall Dimensions			Weight
			W	D	H	LB
IR36USMSC	Mail Sorter (Includes 24 Plexiglas Shelves)	\$	36"	14.5"	36.5"	60
IRSHELFUSMSC8	Mail Sorter Shelf Kit (Pack of 8 Plexiglas Shelves includes shelf pins and clips)	\$	10.75"	13.5"	0.25"	72

- Field replaceable components
 - Easy access Leveling
 - 32mm fabrication system ensures precision construction and assembly
 - Durable, high-pressure laminate
 - Freestanding modular components
- Metal hardware & leveling hinges
 - Engineered wood substrate
 - 24 adjustable Plexiglas shelves
 - 27 openings

Configuration

Product	Base Laminate
IR36USMSC	<div>Make one selection for Base Laminate.</div> <div>For a Complete List of Laminates, see pp. 58-60</div>



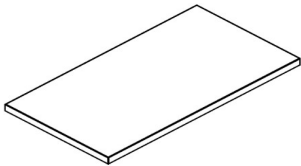
How to Order

Select the product number and then add the codes for the desired configuration. For Example:

Product	IR36USMSC
Base Laminate	AB
Product Order Code	
IR36USMSC AB	

Core Laminates (Available for Top, Top Trim Edge Band, and Base Laminate selections)

Laminate Name	Code	Laminate Name	Code	Laminate Name	Code	Laminate Name	Code
Black	AG	Neutral White	FG	Grey Elm	GL	Sterling Ash	SA
Fog	AJ	Graystone	FH	Landmarkwood	LW	Shaker Cherry	SK
Beigewood	BG	Mouse	FM	Noble Mahogany	NM	Studio Teak	SU
Biltmore Cherry	BT	Graphite	FN	Pennsylvania Cherry	PC	White-Barn	WH
Dove Grey	DD	Designer White	FP	Fashion Grey	RS	White Twill	WT



- Field replaceable components
- 32mm fabrication system ensures precision construction and assembly
- Durable, high-pressure laminate
- Engineered wood substrate (1-1/8" work surfaces)

Product Number	Description	Price	Product Specifications			
			Overall Dimensions			Weight
			W	D	H	LB
IR1624WS	Work Surface, 16" x 24" (for Single Pedestal or single credenza each)	\$	16"	24"	1.125"	20
IR1824WS	Work Surface, 18" x 24" (for Single Pedestal or single credenza each)	\$	18"	24"	1.125"	22
IR3224WS	Work Surface, 32" x 24" (for Pedestal + Pedestals or credenza base single door unit + another credenza base each)	\$	32"	24"	1.125"	28
IR3624WS	Work Surface, 36" x 24" (for Credenza base double door or mixed credenza base single each)	\$	36"	24"	1.125"	38
IR4824WS	Work Surface, 48" x 24" (for Pedestals + Pedestal + Pedestal each)	\$	48"	24"	1.125"	43
IR5224WS	Work Surface, 52" x 24"	\$	52"	24"	1.125"	49
IR5424WS	Work Surface, 54" x 24" (for Single credenza base + Double credenza base + Single credenza base each)	\$	54"	24"	1.125"	51
IR6024WS	Work Surface, 60" x 24" (for Single credenza base + Double credenza base + Single credenza base each)	\$	60"	24"	1.125"	58
IR6824WS	Work Surface, 68" x 24" (for Single credenza base + Double credenza base + Single credenza base each)	\$	68"	24"	1.125"	66
IR7224WS	Work Surface, 72" x 24" (for Credenza base double door or mixed credenza base double each)	\$	72"	24"	1.125"	72
IR6630WS	Work Surface, 66" x 30"	\$	66"	30"	1.125"	64

Ships knocked-down (unassembled). Contact your OFG sales representative for more details.

Configuration

Product	Top Laminate	Top Trim Edge Band
IR1624WS	You must make one selection for each category. For matching Laminates, choose the same laminate code twice. For a Complete List of Laminates, see pp. 58-60	
IR1824WS		
IR3224WS		
IR3624WS		
IR4824WS		
IR5224WS		
IR5424WS		
IR6024WS		
IR6824WS		
IR7224WS		
IR6630WS		

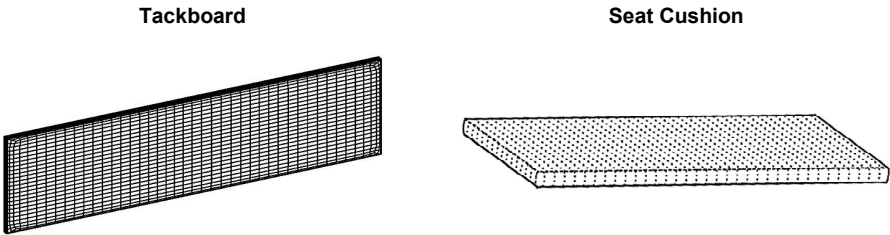


How to Order

Select the product number and then add the codes for the desired configuration. For Example:	
Product	IR1624WS
Top Laminate	AB
Top Trim Edge Band	AG
Product Order Code	
IR1624WS AB AG	

Core Laminates (Available for Top, Top Trim Edge Band, and Base Laminate selections)

Laminate Name	Code	Laminate Name	Code	Laminate Name	Code
Black	AG	Mouse	FM	Fashion Grey	RS
Fog	AJ	Graphite	FN	Sterling Ash	SA
Beigewood	BG	Designer White	FP	Shaker Cherry	SK
Biltmore Cherry	BT	Grey Elm	GL	Studio Teak	SU
Dove Grey	DD	Landmarkwood	LW	White-Barn	WH
Neutral White	FG	Noble Mahogany	NM	White Twill	WT
Graystone	FH	Pennsylvania Cherry	PC		



TACKBOARDS

- Optional brackets available for wall mounting Tackboards (one size fits all)

SEAT CUSHIONS

- Non-skid backing

Product Number	Description	Price	Textile and Leather Grade						Product Specifications			
			Textile						Overall Dimensions			Weight
			1	2	3	4	5	6	W	D	H	
I58TK	Tackboard (used on 60" Overhead)	\$	◆	●	●	●	●	●	58"	1"	16"	25
I64TK	Tackboard (used on 68" Overhead)	\$	◆	●	●	●	●	●	64"	1"	16"	30
I70TK	Tackboard (used on 72" Overhead)	\$	◆	●	●	●	●	●	70"	1"	16"	35

CRSC36	Seat Cushion, 36 x 18.75" (used w/ Low Credenza Base)	\$	◆	●	●	●	●	●	36"	18.75"	1.25"	18
--------	---	----	---	---	---	---	---	---	-----	--------	-------	----

◆ Included in Base Price ● Upgrade Option Available

Product Number	Description	Price
BKT551	Bracket to Wall-Mount Tackboard (set of 4 - mounts 1 Tackboard – one size fits all)	\$

Configuration

Product	Fabric Selection
I58TK	Refer to Mayer-Paetz Upholstery Fabrics for Optional Seat Textile Choices (available fabric and grade)
I64TK	
I70TK	
CRSC36	



How to Order

Select the product number and then add the codes for the desired configuration.
For Example:

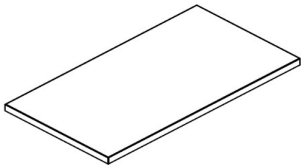
Product	I58TK
Fabric Selection	FAB9231
Product Order Code	
I58TK FAB9231	

Most Popular Fabrics

Fabric Name	Code
FLAIR, ZINC,166-006	FAB3316
FRESCO, EARTH,163-000	FAB9246
FRESCO, FOG,163-016	FAB9253
GRIDLINE, BLUE-MIST,167-004	FAB3311

Fabric Name	Code
GRIDLINE, PARCHMENT,167-007	FAB3305
INTERLUDE, CHARCOAL,161-006	FAB8062
INTERLUDE, GRAVEL,161-017	FAB8068
NITRO, GINGER-ALE,129-017	FAB0323

Fabric Name	Code
PARAGON, CLIFF,157-000	FAB7823
PEBBLE-BEACH, LINEN,165-002	FAB2971
PEBBLE-BEACH, TAUPE,165-017	FAB6083
STRATA, CLIFF,164-010	FAB9261



- Field replaceable components
- Durable, high-pressure laminate

Product Number	Description	Price	Product Specifications			
			Overall Dimensions			Weight
			W	D	H	LB
IR16SHELF	Shelf (for 16"W Credenza Base, includes 4 hanging clips each)	\$	14.5"	22.5"	0.75"	18
IR36SHELF	Shelf (for 36"W Credenza Base, includes 4 hanging clips each)	\$	34.5"	22.5"	0.75"	19

IR16SHELFUS	Shelf (for 16"W Upper Shelves, includes 4 hanging clips each)	\$	14.5"	13"	0.75"	18
IR18SHELFUS	Shelf (for 18"W Upper Shelves, Open, includes 4 hanging clips each)	\$	16.5"	13.5"	0.75"	22
IR36SHELFUS	Shelf (for 36"W Upper Shelves, includes 4 hanging clips each)	\$	34.5"	13.5"	0.75"	44

IRSHELFWR	Shelf (for 18"W Wardrobe or Storage Cabinet, includes 4 hanging clips each)	\$	16.5"	22.5"	0.75"	20
IRSHELFSS	Shelf (for 24"D Side Shelving, includes 4 hanging clips each)	\$	22.5"	15.5"	0.75"	25
IRSHELFBK	Shelf (for 36"W Bookcase, includes 4 hanging clips each)	\$	34.5"	17"	0.75"	30
IRSHELFCEB	Shelf (for 36"W Credenza Low Base, includes 4 hanging clips each)	\$	34.5"	15"	0.75"	30

For 24" Deep Shelving Units

IR1624SHELFUS	Shelf (for 16"W x 24"D Upper Shelves, includes 4 hanging clips each)	\$	14.5"	23.5"	0.75"	20
IR1824SHELFUS	Shelf (for 18"W x 24"D Upper Shelves, includes 4 hanging clips each)	\$	16.5"	23.5"	0.75"	20
IR3624SHELFUS	Shelf (for 36"W x 24"D Upper Shelves, includes 4 hanging clips each)	\$	34.5"	23.5"	0.75"	30

Ships knocked-down (unassembled). Contact your OFG sales representative for more details.

Configuration

Product	Top Laminate
IR16SHELF	Select one Top Laminate. For a Complete List of Laminates, see pp. 58-60
IR36SHELF	
IR16SHELFUS	
IR18SHELFUS	
IR36SHELFUS	
IRSHELFWR	
IRSHELFSS	
IRSHELFBK	
IRSHELFCEB	
IR1624SHELFUS	
IR1824SHELFUS	
IR3624SHELFUS	

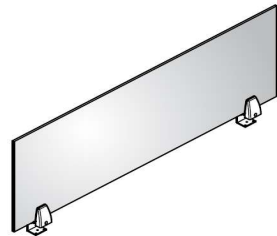
How to Order

Select the product number and then add the codes for the desired configuration. For Example:	
Product	IR16SHELF
Top Laminate	AB
Product Order Code	
IR16SHELF AB	

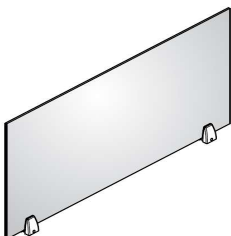
Core Laminates (Available for Top, Top Trim Edge Band, and Base Laminate selections)

Laminate Name	Code	Laminate Name	Code	Laminate Name	Code
Black	AG	Mouse	FM	Fashion Grey	RS
Fog	AJ	Graphite	FN	Sterling Ash	SA
Beigewood	BG	Designer White	FP	Shaker Cherry	SK
Biltmore Cherry	BT	Grey Elm	GL	Studio Teak	SU
Dove Grey	DD	Landmarkwood	LW	White-Barn	WH
Neutral White	FG	Noble Mahogany	NM	White Twill	WT
Graystone	FH	Pennsylvania Cherry	PC		

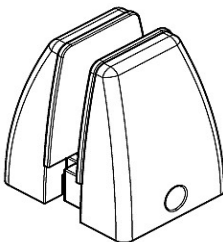
Desktop Acrylic Screen - 12"H



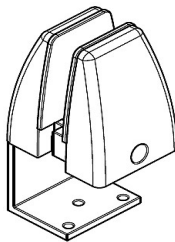
Desktop Acrylic Screen - 18"H



Desktop Screen Support 6"H
Surface Mount



Desktop Screen Support 6"H
Clamp Mount



- 1/4" frosted acrylic
- Screen supports are surface or clamp mounted (field installed)

Product Number	Description	Price	Product Specifications			
			Overall Dimensions			Weight
			W	D	H	
KDTP2412	Desktop Acrylic Screen - 12"H (Requires 2 Desktop Screen Supports, specified separately)	\$	21"	0.25"	12"	18
KDTP3012		\$	27"	0.25"	12"	22.5
KDTP3612		\$	33"	0.25"	12"	27
KDTP4212		\$	39"	0.25"	12"	31.5
KDTP4812		\$	45"	0.25"	12"	36
KDTP6012	Desktop Acrylic Screen - 12"H (Requires 3 Desktop Screen Supports, specified separately)	\$	57"	0.25"	12"	45
KDTP6612		\$	63"	0.25"	12"	49.5
KDTP7212		\$	69"	0.25"	12"	54
KDTP2418	Desktop Acrylic Screen - 18"H (Requires 2 Desktop Screen Supports, specified separately)	\$	21"	0.25"	18"	27
KDTP3018		\$	27"	0.25"	18"	33.75
KDTP3618		\$	33"	0.25"	18"	40.5
KDTP4218		\$	39"	0.25"	18"	47.25
KDTP4818		\$	45"	0.25"	18"	54
KDTP6018	Desktop Acrylic Screen - 18"H (Requires 3 Desktop Screen Supports, specified separately)	\$	57"	0.25"	18"	67.5
KDTP6618		\$	63"	0.25"	18"	74.25
KDTP7218		\$	69"	0.25"	18"	81

Product Number	Description - Color	Price	Product Specifications			
			Overall Dimensions			Weight
			W	D	H	
FSM500SBBL	Desktop Screen Support 6"H Surface Mount - Black	\$	1.5"	1.5"	6"	2
FSM500SBSV	Desktop Screen Support 6"H Surface Mount - Silver	\$	1.5"	1.5"	6"	2
FSM500SBWH	Desktop Screen Support 6"H Surface Mount - White	\$	1.5"	1.5"	6"	2
FSM500SBBR	Desktop Screen Support 6"H Surface Mount - Brushed Nickel	\$	1.5"	1.5"	6"	2

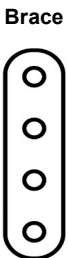
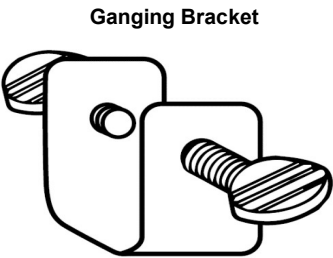


SCM500SBBL	Desktop Screen Support 6"H Clamp Mount - Black	\$	1.5"	1.5"	6"	2
SCM500SBSV	Desktop Screen Support 6"H Clamp Mount - Silver	\$	1.5"	1.5"	6"	2
SCM500SBWH	Desktop Screen Support 6"H Clamp Mount - White	\$	1.5"	1.5"	6"	2
SCM500SBBR	Desktop Screen Support 6"H Clamp Mount - Brushed Nickel	\$	1.5"	1.5"	6"	2

How to Order

Select the product number and then add the codes for the desired configuration.
For Example:

Product Number	KDTP2412
Product Order Code	
KDTP2412	



- Ganging Bracket used to connect Credenzas, Wardrobes, Laterals, and Bookcases for anti-tip protection
- Brace used to connect and stabilize Upper Shelving Units to Base for anti-tip protection

Product Number	Description	Price	Product Specifications	
			Inside Dimensions	Weight LB
BKT969	Ganging Bracket (2 per order, includes Thumb Screws. To connect ganged units)	\$	1.625" (Use for two 0.625" panels)	2

Product Number	Description	Price	Product Specifications		
			Overall Dimensions		Weight LB
			W	L	
BKT1983	Brace (2 per order, includes Mounting Screws. To connect/ stabilize units)	\$	0.75"	3"	2




























































How to Order

Select the product number and then add the codes for the desired configuration.
For Example:

Product Number	BKT969
Product Order Code	
BKT969	

KEY			The selected Laminate is available as a Base Laminate (BL), Top Laminate (TL), and Top Edge Band Trim Laminate (EB) choice.			The selected Laminate is available as a Top Laminate (TL) choice. It is not available as a Base Laminate (BL) or Top Edge Band Trim Laminate (EB) choice.							
<div><div></div><div>Earthen Twill ET</div></div>			BL ✓ TL ✓ EB ✓				<div><div></div><div>Flax Gauze BP</div></div>			BL ✗ TL ✓ EB ✗			
<div><div></div><div>Sail White</div><div>AA</div></div>	BL ✓ TL ✓ EB ✓	<div><div></div><div>Amber Cherry</div><div>AB</div></div>	BL ✓ TL ✓ EB ✓	<div><div></div><div>Black</div><div>AG</div></div>	BL ✓ TL ✓ EB ✓	<div><div></div><div>Fog</div><div>AJ</div></div>	BL ✓ TL ✓ EB ✓	<div><div></div><div>Citadel</div><div>AL</div></div>	BL ✓ TL ✓ EB ✓	<div><div></div><div>Amber Maple</div><div>AM</div></div>	BL ✓ TL ✓ EB ✓	<div><div></div><div>5th Ave Elm</div><div>AV</div></div>	BL ✓ TL ✓ EB ✓
<div><div></div><div>Blackbird</div><div>BB</div></div>	BL ✗ TL ✓ EB ✗	<div><div></div><div>Charcoal-Boomerang</div><div>BC</div></div>	BL ✗ TL ✓ EB ✗	<div><div></div><div>Beigewood</div><div>BG</div></div>	BL ✓ TL ✓ EB ✓	<div><div></div><div>Buka Bark</div><div>BK</div></div>	BL ✓ TL ✓ EB ✓	<div><div></div><div>Oyster Grey</div><div>BM</div></div>	BL ✓ TL ✓ EB ✓	<div><div></div><div>Flax Gauze</div><div>BP</div></div>	BL ✗ TL ✓ EB ✗	<div><div></div><div>Biltmore Cherry</div><div>BT</div></div>	BL ✓ TL ✓ EB ✓
<div><div></div><div>Monticello Maple</div><div>CF</div></div>	BL ✓ TL ✓ EB ✓	<div><div></div><div>Colombian Walnut</div><div>CI</div></div>	BL ✓ TL ✓ EB ✓	<div><div></div><div>Classic Linen</div><div>CL</div></div>	BL ✗ TL ✓ EB ✗	<div><div></div><div>Silver Alchemy</div><div>CN</div></div>	BL ✓ TL ✓ EB ✓	<div><div></div><div>Cosmic Strandz</div><div>CO</div></div>	BL ✗ TL ✓ EB ✗	<div><div></div><div>White Tigris</div><div>CP</div></div>	BL ✗ TL ✓ EB ✗	<div><div></div><div>Crisp Linen</div><div>CQ</div></div>	BL ✗ TL ✓ EB ✗
<div><div></div><div>Pearl Soapstone</div><div>CR</div></div>	BL ✗ TL ✓ EB ✗	<div><div></div><div>Desert Zephyr</div><div>CS</div></div>	BL ✗ TL ✓ EB ✗	<div><div></div><div>Canyon Zephyr</div><div>CU</div></div>	BL ✗ TL ✓ EB ✗	<div><div></div><div>Misted Zephyr</div><div>CV</div></div>	BL ✗ TL ✓ EB ✗	<div><div></div><div>Casual Linen</div><div>CW</div></div>	BL ✗ TL ✓ EB ✗	<div><div></div><div>Twilight Zephyr</div><div>CX</div></div>	BL ✗ TL ✓ EB ✗	<div><div></div><div>Pewter Mesh</div><div>DA</div></div>	BL ✗ TL ✓ EB ✗
<div><div></div><div>Steel Mesh</div><div>DB</div></div>	BL ✗ TL ✓ EB ✗	<div><div></div><div>Dove Grey</div><div>DD</div></div>	BL ✓ TL ✓ EB ✓	<div><div></div><div>Pewter Brush</div><div>DF</div></div>	BL ✓ TL ✓ EB ✓	<div><div></div><div>Executive Mahogany</div><div>EM</div></div>	BL ✓ TL ✓ EB ✓	<div><div></div><div>Earthen Warp</div><div>EP</div></div>	BL ✗ TL ✓ EB ✗	<div><div></div><div>Elemental Stone</div><div>ES</div></div>	BL ✗ TL ✓ EB ✗	<div><div></div><div>Earthen Twill</div><div>ET</div></div>	BL ✓ TL ✓ EB ✓

<div>KEY</div> <div><div><div>Earthen Twill ET</div></div><div><div>BL</div><div>✓</div></div><div><div>TL</div><div>✓</div></div><div><div>EB</div><div>✓</div></div></div> <div>The selected Laminate is available as a Base Laminate (BL), Top Laminate (TL), and Top Edge Band Trim Laminate (EB) choice.</div>		<div><div><div>Flax Gauze BP</div></div><div><div>BL</div><div>✗</div></div><div><div>TL</div><div>✓</div></div><div><div>EB</div><div>✗</div></div></div> <div>The selected Laminate is available as a Top Laminate (TL) choice. It is not available as a Base Laminate (BL) or Top Edge Band Trim Laminate (EB) choice.</div>				
<div><div>Earth Wash</div><div>EW</div></div> <div><div>BL</div><div>✗</div></div> <div><div>TL</div><div>✓</div></div> <div><div>EB</div><div>✗</div></div>	<div><div>Natural Canvas</div><div>FC</div></div> <div><div>BL</div><div>✗</div></div> <div><div>TL</div><div>✓</div></div> <div><div>EB</div><div>✗</div></div>	<div><div>Pumice</div><div>FF</div></div> <div><div>BL</div><div>✓</div></div> <div><div>TL</div><div>✓</div></div> <div><div>EB</div><div>✓</div></div>	<div><div>Neutral White</div><div>FG</div></div> <div><div>BL</div><div>✓</div></div> <div><div>TL</div><div>✓</div></div> <div><div>EB</div><div>✓</div></div>	<div><div>Graystone</div><div>FH</div></div> <div><div>BL</div><div>✓</div></div> <div><div>TL</div><div>✓</div></div> <div><div>EB</div><div>✓</div></div>	<div><div>Folkstone</div><div>FK</div></div> <div><div>BL</div><div>✓</div></div> <div><div>TL</div><div>✓</div></div> <div><div>EB</div><div>✓</div></div>	<div><div>Flax Linen</div><div>FL</div></div> <div><div>BL</div><div>✗</div></div> <div><div>TL</div><div>✓</div></div> <div><div>EB</div><div>✗</div></div>
<div><div>Mouse</div><div>FM</div></div> <div><div>BL</div><div>✓</div></div> <div><div>TL</div><div>✓</div></div> <div><div>EB</div><div>✓</div></div>	<div><div>Graphite</div><div>FN</div></div> <div><div>BL</div><div>✓</div></div> <div><div>TL</div><div>✓</div></div> <div><div>EB</div><div>✓</div></div>	<div><div>Designer White</div><div>FP</div></div> <div><div>BL</div><div>✓</div></div> <div><div>TL</div><div>✓</div></div> <div><div>EB</div><div>✓</div></div>	<div><div>Florence Walnut</div><div>FW</div></div> <div><div>BL</div><div>✓</div></div> <div><div>TL</div><div>✓</div></div> <div><div>EB</div><div>✓</div></div>	<div><div>Folkstone Grafix</div><div>GF</div></div> <div><div>BL</div><div>✗</div></div> <div><div>TL</div><div>✓</div></div> <div><div>EB</div><div>✗</div></div>	<div><div>Graphite Grafix</div><div>GG</div></div> <div><div>BL</div><div>✗</div></div> <div><div>TL</div><div>✓</div></div> <div><div>EB</div><div>✗</div></div>	<div><div>Grey Elm</div><div>GL</div></div> <div><div>BL</div><div>✓</div></div> <div><div>TL</div><div>✓</div></div> <div><div>EB</div><div>✓</div></div>
<div><div>Ginger Root Maple</div><div>GM</div></div> <div><div>BL</div><div>✓</div></div> <div><div>TL</div><div>✓</div></div> <div><div>EB</div><div>✓</div></div>	<div><div>Grey</div><div>GR</div></div> <div><div>BL</div><div>✓</div></div> <div><div>TL</div><div>✓</div></div> <div><div>EB</div><div>✓</div></div>	<div><div>Graphite Twill</div><div>GT</div></div> <div><div>BL</div><div>✓</div></div> <div><div>TL</div><div>✓</div></div> <div><div>EB</div><div>✓</div></div>	<div><div>Harvest Maple</div><div>HM</div></div> <div><div>BL</div><div>✓</div></div> <div><div>TL</div><div>✓</div></div> <div><div>EB</div><div>✓</div></div>	<div><div>Khaki Brown</div><div>KB</div></div> <div><div>BL</div><div>✓</div></div> <div><div>TL</div><div>✓</div></div> <div><div>EB</div><div>✓</div></div>	<div><div>Kensington Maple</div><div>KE</div></div> <div><div>BL</div><div>✓</div></div> <div><div>TL</div><div>✓</div></div> <div><div>EB</div><div>✓</div></div>	<div><div>Lime Stone</div><div>LS</div></div> <div><div>BL</div><div>✗</div></div> <div><div>TL</div><div>✓</div></div> <div><div>EB</div><div>✗</div></div>
<div><div>Landmarkwood</div><div>LW</div></div> <div><div>BL</div><div>✓</div></div> <div><div>TL</div><div>✓</div></div> <div><div>EB</div><div>✓</div></div>	<div><div>Gloss White Markerboard</div><div>MB</div></div> <div><div>BL</div><div>✓</div></div> <div><div>TL</div><div>✓</div></div> <div><div>EB</div><div>✗</div></div>	<div><div>Natural Maple</div><div>MN</div></div> <div><div>BL</div><div>✓</div></div> <div><div>TL</div><div>✓</div></div> <div><div>EB</div><div>✓</div></div>	<div><div>Noble Mahogany</div><div>NM</div></div> <div><div>BL</div><div>✓</div></div> <div><div>TL</div><div>✓</div></div> <div><div>EB</div><div>✓</div></div>	<div><div>New Age Oak</div><div>NO</div></div> <div><div>BL</div><div>✓</div></div> <div><div>TL</div><div>✓</div></div> <div><div>EB</div><div>✓</div></div>	<div><div>North Sea</div><div>NS</div></div> <div><div>BL</div><div>✓</div></div> <div><div>TL</div><div>✓</div></div> <div><div>EB</div><div>✓</div></div>	<div><div>Neutral Twill</div><div>NT</div></div> <div><div>BL</div><div>✓</div></div> <div><div>TL</div><div>✓</div></div> <div><div>EB</div><div>✓</div></div>
<div><div>Neo Walnut</div><div>NW</div></div> <div><div>BL</div><div>✓</div></div> <div><div>TL</div><div>✓</div></div> <div><div>EB</div><div>✓</div></div>	<div><div>Natural Oak</div><div>ON</div></div> <div><div>BL</div><div>✓</div></div> <div><div>TL</div><div>✓</div></div> <div><div>EB</div><div>✓</div></div>	<div><div>Oiled Soapstone</div><div>OS</div></div> <div><div>BL</div><div>✗</div></div> <div><div>TL</div><div>✓</div></div> <div><div>EB</div><div>✗</div></div>	<div><div>Pennsylvania Cherry</div><div>PC</div></div> <div><div>BL</div><div>✓</div></div> <div><div>TL</div><div>✓</div></div> <div><div>EB</div><div>✓</div></div>	<div><div>Portico Teak</div><div>PT</div></div> <div><div>BL</div><div>✓</div></div> <div><div>TL</div><div>✓</div></div> <div><div>EB</div><div>✓</div></div>	<div><div>Rio</div><div>RI</div></div> <div><div>BL</div><div>✓</div></div> <div><div>TL</div><div>✓</div></div> <div><div>EB</div><div>✓</div></div>	<div><div>Fashion Grey</div><div>RS</div></div> <div><div>BL</div><div>✓</div></div> <div><div>TL</div><div>✓</div></div> <div><div>EB</div><div>✓</div></div>

KEY		 Earthen Twill ET		BL ✓ TL ✓ EB ✓	The selected Laminate is available as a Base Laminate (BL), Top Laminate (TL), and Top Edge Band Trim Laminate (EB) choice.		 Flax Gauze BP		BL ✗ TL ✓ EB ✗	The selected Laminate is available as a Top Laminate (TL) choice. It is not available as a Base Laminate (BL) or Top Edge Band Trim Laminate (EB) choice.											
 Sterling Ash SA		BL ✓ TL ✓ EB ✓	 Concrete Stone SC		BL ✗ TL ✓ EB ✗	 Sheer Mesh SE		BL ✗ TL ✓ EB ✗	 Stone Grafix SG		BL ✗ TL ✓ EB ✗	 Shaker Cherry SK		BL ✓ TL ✓ EB ✓	 Silver Oak SO		BL ✓ TL ✓ EB ✓	 Satin Stainless SS		BL ✓ TL ✓ EB ✓	
 Sarum Twill ST		BL ✓ TL ✓ EB ✓	 Studio Teak SU		BL ✓ TL ✓ EB ✓	 Select Cherry SY		BL ✓ TL ✓ EB ✓	 Natural-Tigris TN		BL ✓ TL ✓ EB ✓	 Vapor Strandz VS		BL ✗ TL ✓ EB ✗	 Veranda Teak VT		BL ✓ TL ✓ EB ✓	 Brighton Walnut WB		BL ✓ TL ✓ EB ✓	
 Wild Cherry WC		BL ✓ TL ✓ EB ✓	 White-Barn WH		BL ✓ TL ✓ EB ✓	 Washington Oak WO		BL ✓ TL ✓ EB ✓	 White Twill WT		BL ✓ TL ✓ EB ✓										



Black
27



Sand
28



Grey
29



Light Tone
32



Warm Grey
33



Starlight Silver
34



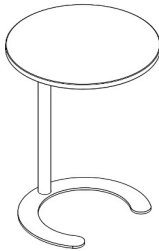
Cottonwood
35



Chrome
CH
(Not Available
for Pedestals)

C-Leg Table

I18CTTB
C-Leg Table



Product Number	Description	Price	Product Specifications			
			Overall Dimensions			Weight
			W	D	H	LB
I18CTTB	C-Leg Table	\$	18"	18"	27"	24

Configuration

Product	Top Laminate	Trim Laminate	Base Paint Color		
	You must make one selection for each category. For matching Laminates, choose the same laminate codetwice (where applicable)				
	For a Complete List of Laminates, see pp. 58-61		Black	Silver	White
I18CTTB			27	34	35

■ Choose either of these options at no additional charge



Core Laminates (Available for Top, Top Trim Edge Band, and Base Laminate selections)

Laminate Name	Code
Black	AG
Fog	AJ
Beigewood	BG
Biltmore Cherry	BT
Dove Grey	DD

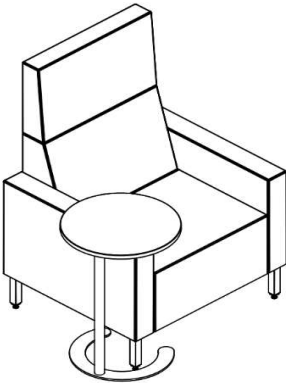
Laminate Name	Code
Neutral White	FG
Graystone	FH
Mouse	FM
Graphite	FN
Designer White	FP

Laminate Name	Code
Grey Elm	GL
Landmarkwood	LW
Noble Mahogany	NM
Pennsylvania Cherry	PC
Fashion Grey	RS

Laminate Name	Code
Sterling Ash	SA
Shaker Cherry	SK
Studio Teak	SU
White-Barn	WH
White Twill	WT

INTEGRATE R2 Product Features

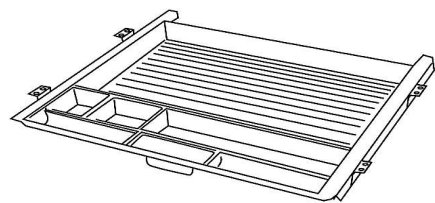
• C-Leg Table only intended to be used in conjunction with seats that have 25" Arms or lower



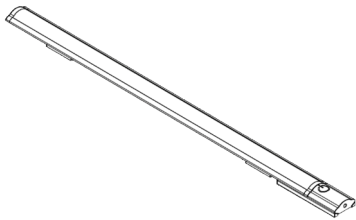
How to Order

Select the product number and then add the codes for the desired configuration. For Example:	
Product	I18CTTB
Top Laminate	AB
Trim Laminate	AB
Base Paint Color	34
Product Order Code	
I18CTTB AB AB 34	

Center Drawer, Black



LED Task Light



LED TASK LIGHTS

- Low voltage
- Integral dimmer control
- LEED credit eligibility
- Energy Star rated
- 6' power cord
- UL Listed

Product Number	Description	Price	Product Specifications			
			Overall Dimensions			Weight
			W	D	H	LB
HWS1170	Center Drawer, Black	\$	21"	19"	2"	5

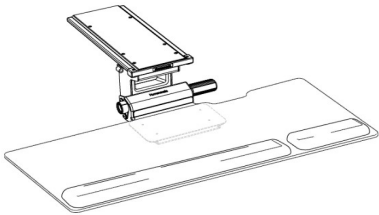
Product Number	Description	Price	Product Specifications			
			Overall Width	Array Length	Overall Length	Weight
			Size	Length	Length	LB
TLELED17DMS	22" LED Task Light	\$	24-30"	18"	22"	10
TLELED31DMS	31" LED Task Light	\$	36-48"	24"	31"	18.5
TLELED44DMS	44" LED Task Light	\$	54"&up	36"	44"	29

How to Order

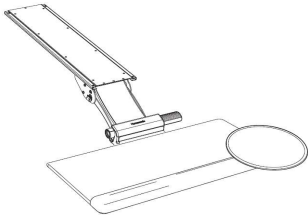
Select the product number and then add the codes for the desired configuration.
For Example:

Product	HWS1170
Product Order Code	
HWS1170	


6G Float Keyboard



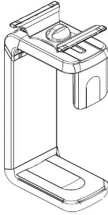
6G Keyboard



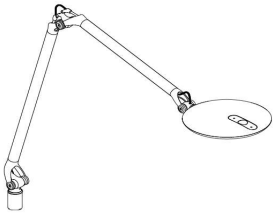
Acrylic Modesty Panel



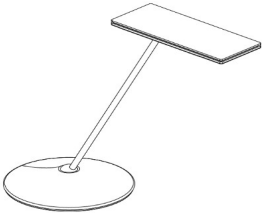
CPU Holder



Element Disc Light



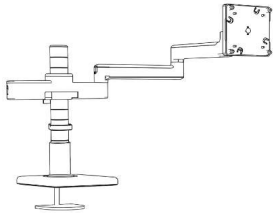
Horizon Light



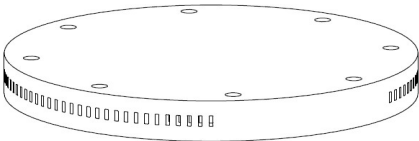
Nova Light



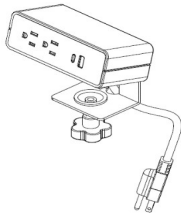
M/Flex Monitor Arms




NeatCharge Wireless Charging



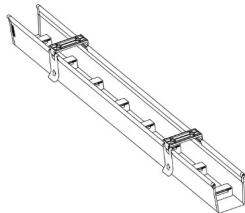
NeatHub Power Module



NeatLinks Cable Management



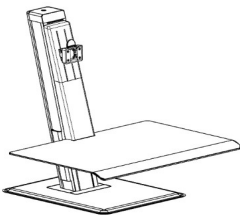
NeatTech Cable Management



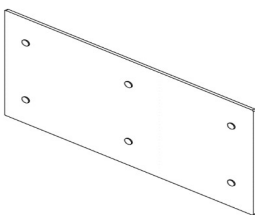
NeatUp Power Strip



Quick Stand Eco Workstation



Universal Screen Modesty Panel



For Full Product Information and Pricing, See OFG Accessories Price List